

Hood River County Election Results by Precinct

May 15, 2018 - Primary Election

All Precincts, All Districts, All ScanStations, All Contests, All Boxes

Total Ballots Cast: 6072, Registered Voters: 14209, Overall Turnout: 42.73%

Page: 1 of 49

2018-06-01

12:46:14

Choice	Votes	Vote %
--------	-------	--------

Precinct 01

US Representative, District 2 (DEM) (Vote for 1)

472 ballots (1 over voted ballots, 1 overvotes, 60 blank voted), 808 registered voters, turnout 58.42%

Eric Bumette	40	9.73%
Michael Byrne	31	7.54%
Tim S White	16	3.89%
Raz Mason	23	5.60%
Jamie McLeod-Skinner	174	42.34%
James (Jim) Crary	37	9.00%
Jen (Jenni) Neahring	89	21.65%
Write-in	1	0.24%
Total	411	100.00%

US Representative, District 2 (IND) (Vote for 1)

19 ballots (0 over voted ballots, 0 overvotes, 7 blank voted), 64 registered voters, turnout 29.69%

Mark R Roberts	6	50.00%
Write-in	6	50.00%
Total	12	100.00%

US Representative, District 2 (REP) (Vote for 1)

147 ballots (0 over voted ballots, 0 overvotes, 16 blank voted), 268 registered voters, turnout 54.85%

Randy Pollock	4	3.05%
Greg Walden	106	80.92%
Paul J Romero Jr	18	13.74%
Write-in	3	2.29%
Total	131	100.00%

Governor (DEM) (Vote for 1)

472 ballots (0 over voted ballots, 0 overvotes, 27 blank voted), 808 registered voters, turnout 58.42%

Ed Jones	11	2.47%
Kate Brown	413	92.81%
Candace Neville	16	3.60%
Write-in	5	1.12%
Total	445	100.00%

Governor (IND) (Vote for 1)

19 ballots (0 over voted ballots, 0 overvotes, 5 blank voted), 64 registered voters, turnout 29.69%

Dan (Mr P) Pistoresi	0	0.00%
Skye J Allen	0	0.00%
Patrick Starnes	2	14.29%
Write-in	12	85.71%
Total	14	100.00%

Governor (REP) (Vote for 1)

147 ballots (0 over voted ballots, 0 overvotes, 14 blank voted), 268 registered voters, turnout 54.85%

Knute Buehler	58	43.61%
Keenan W Bohach	1	0.75%
Greg C Wooldridge	28	21.05%
Jon I Edwards III	0	0.00%
David W Stauffer	0	0.00%
Jeff Smith	2	1.50%
Jack W Tacy	0	0.00%
Brett Hyland	0	0.00%
Bruce Cuff	2	1.50%
Sam Carpenter	39	29.32%
Write-in	3	2.26%
Total	133	100.00%

State Senator, 26th District (DEM) (Vote for 1)

472 ballots (0 over voted ballots, 0 overvotes, 112 blank voted), 808 registered voters, turnout 58.42%

Chrissy Reitz	356	98.89%
Write-in	4	1.11%

Hood River County Election Results by Precinct

May 15, 2018 - Primary Election

All Precincts, All Districts, All ScanStations, All Contests, All Boxes

Total Ballots Cast: 6072, Registered Voters: 14209, Overall Turnout: 42.73%

Page: 2 of 49

2018-06-01

12:46:14

Choice	Votes	Vote %
Total	360	100.00%

State Senator, 26th District (IND) (Vote for 1)

19 ballots (0 over voted ballots, 0 overvotes, 11 blank voted), 64 registered voters, turnout 29.69%

Write-in	8	100.00%
Total	8	100.00%

State Senator, 26th District (REP) (Vote for 1)

147 ballots (0 over voted ballots, 0 overvotes, 25 blank voted), 268 registered voters, turnout 54.85%

Chuck Thomsen	121	99.18%
Write-in	1	0.82%
Total	122	100.00%

State Representative, 52nd District (DEM) (Vote for 1)

472 ballots (0 over voted ballots, 0 overvotes, 58 blank voted), 808 registered voters, turnout 58.42%

Aurora del Val	60	14.49%
Anna K Williams	348	84.06%
Write-in	6	1.45%
Total	414	100.00%

State Representative, 52nd District (IND) (Vote for 1)

19 ballots (0 over voted ballots, 0 overvotes, 11 blank voted), 64 registered voters, turnout 29.69%

Write-in	8	100.00%
Total	8	100.00%

State Representative, 52nd District (REP) (Vote for 1)

147 ballots (0 over voted ballots, 0 overvotes, 40 blank voted), 268 registered voters, turnout 54.85%

Jeff Helfrich	103	96.26%
Write-in	4	3.74%
Total	107	100.00%

Precinct Committeeperson, Precinct 01, Female, Democrat (DEM) (Vote for 3)

472 ballots (0 over voted ballots, 0 overvotes, 1075 undervotes), 808 registered voters, turnout 58.42%

Lara Dunn	319	93.55%
Write-in	15	4.40%
Write-in	7	2.05%
Write-in	0	0.00%
Total	341	100.00%

Precinct Committeeperson, Precinct 01, Male, Democrat (DEM) (Vote for 3)

472 ballots (0 over voted ballots, 0 overvotes, 918 undervotes), 808 registered voters, turnout 58.42%

Nathan Salter	229	45.98%
Tim Counihan	258	51.81%
Write-in	10	2.01%
Write-in	1	0.20%
Write-in	0	0.00%
Total	498	100.00%

Precinct Committeeperson, Precinct 01, Female, Republican (REP) (Vote for 3)

147 ballots (0 over voted ballots, 0 overvotes, 291 undervotes), 268 registered voters, turnout 54.85%

Louise Reisner	78	52.00%
Charlene S Folkert	67	44.67%
Write-in	4	2.67%
Write-in	1	0.67%
Write-in	0	0.00%
Total	150	100.00%

Precinct Committeeperson, Precinct 01, Male, Republican (REP) (Vote for 3)

147 ballots (0 over voted ballots, 0 overvotes, 349 undervotes), 268 registered voters, turnout 54.85%

Kenneth Ebi	85	92.39%
-------------	----	--------

Hood River County Election Results by Precinct

May 15, 2018 - Primary Election

All Precincts, All Districts, All ScanStations, All Contests, All Boxes

Total Ballots Cast: 6072, Registered Voters: 14209, Overall Turnout: 42.73%

Page: 3 of 49

2018-06-01

12:46:14

Choice	Votes	Vote %
Write-in	4	4.35%
Write-in	2	2.17%
Write-in	1	1.09%
Total	92	100.00%

Commissioner of the Bureau of Labor and Industries (Vote for 1)**768 ballots (1 over voted ballots, 1 overvotes, 238 blank voted), 1724 registered voters, turnout 44.55%**

Lou Ogden	115	21.74%
Val Hoyle	363	68.62%
Jack Howard	46	8.70%
Write-in	5	0.95%
Total	529	100.00%

Judge of the Supreme Court, Position 3 (Vote for 1)**768 ballots (1 over voted ballots, 1 overvotes, 214 blank voted), 1724 registered voters, turnout 44.55%**

Van Pounds	59	10.67%
Meagan A Flynn	492	88.97%
Write-in	2	0.36%
Total	553	100.00%

Judge of the Supreme Court, Position 2 (Vote for 1)**768 ballots (0 over voted ballots, 0 overvotes, 314 blank voted), 1724 registered voters, turnout 44.55%**

Rebecca Duncan	450	99.12%
Write-in	4	0.88%
Total	454	100.00%

Judge of the Court of Appeals, Position 10 (Vote for 1)**768 ballots (0 over voted ballots, 0 overvotes, 281 blank voted), 1724 registered voters, turnout 44.55%**

Rex Armstrong	309	63.45%
Kyle L Krohn	176	36.14%
Write-in	2	0.41%
Total	487	100.00%

Judge of the Court of Appeals, Position 6 (Vote for 1)**768 ballots (0 over voted ballots, 0 overvotes, 354 blank voted), 1724 registered voters, turnout 44.55%**

James (Jim) C Egan	410	99.03%
Write-in	4	0.97%
Total	414	100.00%

Judge of the Court of Appeals, Position 9 (Vote for 1)**768 ballots (0 over voted ballots, 0 overvotes, 348 blank voted), 1724 registered voters, turnout 44.55%**

Erika Hadlock	416	99.05%
Write-in	4	0.95%
Total	420	100.00%

Judge of the Circuit Court, 7th District, Position 1 (Vote for 1)**768 ballots (0 over voted ballots, 0 overvotes, 351 blank voted), 1724 registered voters, turnout 44.55%**

John A Olson	414	99.28%
Write-in	3	0.72%
Total	417	100.00%

County Commissioner Chair (Vote for 1)**768 ballots (0 over voted ballots, 0 overvotes, 127 blank voted), 1724 registered voters, turnout 44.55%**

Mike Oates	353	55.07%
Rich McBride	284	44.31%
Write-in	4	0.62%
Total	641	100.00%

Hood River County Election Results by Precinct
May 15, 2018 - Primary Election
All Precincts, All Districts, All ScanStations, All Contests, All Boxes
Total Ballots Cast: 6072, Registered Voters: 14209, Overall Turnout: 42.73%

Page: 4 of 49
2018-06-01
12:46:14

Choice	Votes	Vote %
Measure 14-61 School Local Option (Vote for 1)		
768 ballots (1 over voted ballots, 1 overvotes, 62 blank voted), 1724 registered voters, turnout 44.55%		
Yes	593	84.11%
No	112	15.89%
Total	705	100.00%

Precinct 02

US Representative, District 2 (DEM) (Vote for 1)

497 ballots (4 over voted ballots, 4 overvotes, 76 blank voted), 953 registered voters, turnout 52.15%

Eric Burnette	40	9.59%
Michael Byrne	51	12.23%
Tim S White	14	3.36%
Raz Mason	29	6.95%
Jamie McLeod-Skinner	132	31.65%
James (Jim) Crary	33	7.91%
Jen (Jenni) Neahrng	117	28.06%
Write-in	1	0.24%
Total	417	100.00%

US Representative, District 2 (IND) (Vote for 1)

35 ballots (0 over voted ballots, 0 overvotes, 16 blank voted), 115 registered voters, turnout 30.43%

Mark R Roberts	7	36.84%
Write-in	12	63.16%
Total	19	100.00%

US Representative, District 2 (REP) (Vote for 1)

232 ballots (0 over voted ballots, 0 overvotes, 14 blank voted), 395 registered voters, turnout 58.73%

Randy Pollock	19	8.72%
Greg Walden	168	77.06%
Paul J Romero Jr	31	14.22%
Write-in	0	0.00%
Total	218	100.00%

Governor (DEM) (Vote for 1)

497 ballots (0 over voted ballots, 0 overvotes, 27 blank voted), 953 registered voters, turnout 52.15%

Ed Jones	14	2.98%
Kate Brown	422	89.79%
Candace Neville	32	6.81%
Write-in	2	0.43%
Total	470	100.00%

Governor (IND) (Vote for 1)

35 ballots (0 over voted ballots, 0 overvotes, 11 blank voted), 115 registered voters, turnout 30.43%

Dan (Mr P) Pistoressi	0	0.00%
Skye J Allen	3	12.50%
Patrick Starnes	4	16.67%
Write-in	17	70.83%
Total	24	100.00%

Governor (REP) (Vote for 1)

232 ballots (0 over voted ballots, 0 overvotes, 20 blank voted), 395 registered voters, turnout 58.73%

Knute Buehler	91	42.92%
Keenan W Bohach	0	0.00%
Greg C Wooldridge	28	13.21%
Jon I Edwards III	1	0.47%
David W Stauffer	2	0.94%
Jeff Smith	7	3.30%
Jack W Tacy	0	0.00%
Brett Hyland	0	0.00%
Bruce Cuff	0	0.00%
Sam Carpenter	81	38.21%
Write-in	2	0.94%

Hood River County Election Results by Precinct

May 15, 2018 - Primary Election

All Precincts, All Districts, All ScanStations, All Contests, All Boxes

Total Ballots Cast: 6072, Registered Voters: 14209, Overall Turnout: 42.73%

Page: 5 of 49

2018-06-01

12:46:14

Choice	Votes	Vote %
Total	212	100.00%

State Senator, 26th District (DEM) (Vote for 1)

497 ballots (0 over voted ballots, 0 overvotes, 123 blank voted), 953 registered voters, turnout 52.15%

Chrissy Reitz	370	98.93%
Write-in	4	1.07%
Total	374	100.00%

State Senator, 26th District (IND) (Vote for 1)

35 ballots (0 over voted ballots, 0 overvotes, 21 blank voted), 115 registered voters, turnout 30.43%

Write-in	14	100.00%
Total	14	100.00%

State Senator, 26th District (REP) (Vote for 1)

232 ballots (0 over voted ballots, 0 overvotes, 37 blank voted), 395 registered voters, turnout 58.73%

Chuck Thomsen	192	98.46%
Write-in	3	1.54%
Total	195	100.00%

State Representative, 52nd District (DEM) (Vote for 1)

497 ballots (0 over voted ballots, 0 overvotes, 67 blank voted), 953 registered voters, turnout 52.15%

Aurora del Val	72	16.74%
Anna K Williams	357	83.02%
Write-in	1	0.23%
Total	430	100.00%

State Representative, 52nd District (IND) (Vote for 1)

35 ballots (0 over voted ballots, 0 overvotes, 22 blank voted), 115 registered voters, turnout 30.43%

Write-in	13	100.00%
Total	13	100.00%

State Representative, 52nd District (REP) (Vote for 1)

232 ballots (0 over voted ballots, 0 overvotes, 57 blank voted), 395 registered voters, turnout 58.73%

Jeff Helfrich	171	97.71%
Write-in	4	2.29%
Total	175	100.00%

Precinct Committeeperson, Precinct 02, Female, Democrat (DEM) (Vote for 4)

497 ballots (1 over voted ballots, 4 overvotes, 1609 undervotes), 953 registered voters, turnout 52.15%

Anna Williams	368	98.13%
Write-in	4	1.07%
Write-in	2	0.53%
Write-in	1	0.27%
Write-in	0	0.00%
Total	375	100.00%

Precinct Committeeperson, Precinct 02, Male, Democrat (DEM) (Vote for 4)

497 ballots (0 over voted ballots, 0 overvotes, 1965 undervotes), 953 registered voters, turnout 52.15%

Write-in	15	65.22%
Write-in	4	17.39%
Write-in	2	8.70%
Write-in	2	8.70%
Total	23	100.00%

Precinct Committeeperson, Precinct 02, Female, Republican (REP) (Vote for 4)

232 ballots (0 over voted ballots, 0 overvotes, 918 undervotes), 395 registered voters, turnout 58.73%

Write-in	6	60.00%
Write-in	2	20.00%
Write-in	1	10.00%
Write-in	1	10.00%

Hood River County Election Results by Precinct

May 15, 2018 - Primary Election

All Precincts, All Districts, All ScanStations, All Contests, All Boxes

Total Ballots Cast: 6072, Registered Voters: 14209, Overall Turnout: 42.73%

Page: 6 of 49

2018-06-01

12:46:14

Choice	Votes	Vote %
Total	10	100.00%

Precinct Committeeperson, Precinct 02, Male, Republican (REP) (Vote for 4)

232 ballots (0 over voted ballots, 0 overvotes, 810 undervotes), 395 registered voters, turnout 58.73%

Donald Rose	111	94.07%
Write-in	3	2.54%
Write-in	2	1.69%
Write-in	1	0.85%
Write-in	1	0.85%
Total	118	100.00%

Commissioner of the Bureau of Labor and Industries (Vote for 1)

931 ballots (0 over voted ballots, 0 overvotes, 258 blank voted), 2186 registered voters, turnout 42.59%

Lou Ogden	207	30.76%
Val Hoyle	412	61.22%
Jack Howard	53	7.88%
Write-in	1	0.15%
Total	673	100.00%

Judge of the Supreme Court, Position 3 (Vote for 1)

931 ballots (0 over voted ballots, 0 overvotes, 235 blank voted), 2186 registered voters, turnout 42.59%

Van Pounds	110	15.80%
Meagan A Flynn	585	84.05%
Write-in	1	0.14%
Total	696	100.00%

Judge of the Supreme Court, Position 2 (Vote for 1)

931 ballots (0 over voted ballots, 0 overvotes, 365 blank voted), 2186 registered voters, turnout 42.59%

Rebecca Duncan	561	99.12%
Write-in	5	0.88%
Total	566	100.00%

Judge of the Court of Appeals, Position 10 (Vote for 1)

931 ballots (0 over voted ballots, 0 overvotes, 301 blank voted), 2186 registered voters, turnout 42.59%

Rex Armstrong	404	64.13%
Kyle L Krohn	223	35.40%
Write-in	3	0.48%
Total	630	100.00%

Judge of the Court of Appeals, Position 6 (Vote for 1)

931 ballots (0 over voted ballots, 0 overvotes, 411 blank voted), 2186 registered voters, turnout 42.59%

James (Jim) C Egan	516	99.23%
Write-in	4	0.77%
Total	520	100.00%

Judge of the Court of Appeals, Position 9 (Vote for 1)

931 ballots (0 over voted ballots, 0 overvotes, 405 blank voted), 2186 registered voters, turnout 42.59%

Erika Hadlock	520	98.86%
Write-in	6	1.14%
Total	526	100.00%

Judge of the Circuit Court, 7th District, Position 1 (Vote for 1)

931 ballots (0 over voted ballots, 0 overvotes, 383 blank voted), 2186 registered voters, turnout 42.59%

John A Olson	541	98.72%
Write-in	7	1.28%
Total	548	100.00%

County Commissioner Chair (Vote for 1)

931 ballots (0 over voted ballots, 0 overvotes, 148 blank voted), 2186 registered voters, turnout 42.59%

Mike Oates	516	65.90%
------------	-----	--------

Hood River County Election Results by Precinct
May 15, 2018 - Primary Election
 All Precincts, All Districts, All ScanStations, All Contests, All Boxes
 Total Ballots Cast: 6072, Registered Voters: 14209, Overall Turnout: 42.73%

Page: 7 of 49
 2018-06-01
 12:46:14

Choice	Votes	Vote %
Rich McBride	265	33.84%
Write-in	2	0.26%
Total	783	100.00%

County Commissioner District 1 (Vote for 1)

529 ballots (0 over voted ballots, 0 overvotes, 221 blank voted), 1288 registered voters, turnout 41.07%

Karen Joplin	299	97.08%
Write-in	9	2.92%
Total	308	100.00%

Measure 14-61 School Local Option (Vote for 1)

931 ballots (0 over voted ballots, 0 overvotes, 61 blank voted), 2186 registered voters, turnout 42.59%

Yes	694	79.77%
No	176	20.23%
Total	870	100.00%

Precinct 03

US Representative, District 2 (DEM) (Vote for 1)

213 ballots (0 over voted ballots, 0 overvotes, 24 blank voted), 439 registered voters, turnout 48.52%

Eric Bumette	18	9.52%
Michael Byrne	18	8.47%
Tim S White	9	4.76%
Raz Mason	10	5.29%
Jamie McLeod-Skinner	66	34.92%
James (Jim) Crary	16	8.47%
Jen (Jenni) Neahring	53	28.04%
Write-in	1	0.53%
Total	189	100.00%

US Representative, District 2 (IND) (Vote for 1)

12 ballots (0 over voted ballots, 0 overvotes, 7 blank voted), 35 registered voters, turnout 34.29%

Mark R Roberts	5	100.00%
Write-in	0	0.00%
Total	5	100.00%

US Representative, District 2 (REP) (Vote for 1)

63 ballots (0 over voted ballots, 0 overvotes, 7 blank voted), 134 registered voters, turnout 47.01%

Randy Pollock	1	1.79%
Greg Walden	49	87.50%
Paul J Romero Jr	6	10.71%
Write-in	0	0.00%
Total	56	100.00%

Governor (DEM) (Vote for 1)

213 ballots (0 over voted ballots, 0 overvotes, 12 blank voted), 439 registered voters, turnout 48.52%

Ed Jones	8	3.98%
Kate Brown	187	93.03%
Candace Neville	4	1.99%
Write-in	2	1.00%
Total	201	100.00%

Governor (IND) (Vote for 1)

12 ballots (0 over voted ballots, 0 overvotes, 6 blank voted), 35 registered voters, turnout 34.29%

Dan (Mr P) Pistoresi	1	16.67%
Skye J Allen	0	0.00%
Patrick Starnes	4	66.67%
Write-in	1	16.67%
Total	6	100.00%

Hood River County Election Results by Precinct
May 15, 2018 - Primary Election
All Precincts, All Districts, All ScanStations, All Contests, All Boxes
Total Ballots Cast: 6072, Registered Voters: 14209, Overall Turnout: 42.73%

Page: 8 of 49
2018-06-01
12:46:14

Choice	Votes	Vote %
Governor (REP) (Vote for 1)		
63 ballots (0 over voted ballots, 0 overvotes, 4 blank voted), 134 registered voters, turnout 47.01%		
Knute Buehler	30	50.85%
Keenan W Bohach	0	0.00%
Greg C Wooldridge	8	13.58%
Jon I Edwards III	0	0.00%
David W Stauffer	1	1.69%
Jeff Smith	0	0.00%
Jack W Tacy	0	0.00%
Brett Hyland	0	0.00%
Bruce Cuff	1	1.69%
Sam Carpenter	19	32.20%
Write-in	0	0.00%
Total	59	100.00%

State Senator, 26th District (DEM) (Vote for 1)

213 ballots (0 over voted ballots, 0 overvotes, 55 blank voted), 439 registered voters, turnout 48.52%

Chrissy Reitz	155	98.10%
Write-in	3	1.90%
Total	158	100.00%

State Senator, 26th District (IND) (Vote for 1)

12 ballots (0 over voted ballots, 0 overvotes, 10 blank voted), 35 registered voters, turnout 34.29%

Write-in	2	100.00%
Total	2	100.00%

State Senator, 26th District (REP) (Vote for 1)

63 ballots (0 over voted ballots, 0 overvotes, 10 blank voted), 134 registered voters, turnout 47.01%

Chuck Thomsen	53	100.00%
Write-in	0	0.00%
Total	53	100.00%

State Representative, 52nd District (DEM) (Vote for 1)

213 ballots (0 over voted ballots, 0 overvotes, 26 blank voted), 439 registered voters, turnout 48.52%

Aurora del Val	30	16.04%
Anna K Williams	156	83.42%
Write-in	1	0.53%
Total	187	100.00%

State Representative, 52nd District (IND) (Vote for 1)

12 ballots (0 over voted ballots, 0 overvotes, 11 blank voted), 35 registered voters, turnout 34.29%

Write-in	1	100.00%
Total	1	100.00%

State Representative, 52nd District (REP) (Vote for 1)

63 ballots (0 over voted ballots, 0 overvotes, 19 blank voted), 134 registered voters, turnout 47.01%

Jeff Helfrich	44	100.00%
Write-in	0	0.00%
Total	44	100.00%

Precinct Committeeperson, Precinct 03, Female, Democrat (DEM) (Vote for 2)

213 ballots (0 over voted ballots, 0 overvotes, 296 undervotes), 439 registered voters, turnout 48.52%

Bridget Bailey	126	96.92%
Write-in	4	3.08%
Write-in	0	0.00%
Total	130	100.00%

Precinct Committeeperson, Precinct 03, Male, Democrat (DEM) (Vote for 2)

213 ballots (0 over voted ballots, 0 overvotes, 419 undervotes), 439 registered voters, turnout 48.52%

Write-in	6	85.71%
----------	---	--------

Hood River County Election Results by Precinct

May 15, 2018 - Primary Election

All Precincts, All Districts, All ScanStations, All Contests, All Boxes

Total Ballots Cast: 6072, Registered Voters: 14209, Overall Turnout: 42.73%

Page: 9 of 49

2018-06-01

12:46:14

Choice	Votes	Vote %
Write-in	1	14.29%
Total	7	100.00%

Precinct Committeeperson, Precinct 03, Female, Republican (REP) (Vote for 2)**63 ballots (0 over voted ballots, 0 overvotes, 121 undervotes), 134 registered voters, turnout 47.01%**

Write-in	3	60.00%
Write-in	2	40.00%
Total	5	100.00%

Precinct Committeeperson, Precinct 03, Male, Republican (REP) (Vote for 2)**63 ballots (0 over voted ballots, 0 overvotes, 87 undervotes), 134 registered voters, turnout 47.01%**

Rick Larson	38	97.44%
Write-in	1	2.56%
Write-in	0	0.00%
Total	39	100.00%

Commissioner of the Bureau of Labor and Industries (Vote for 1)**355 ballots (0 over voted ballots, 0 overvotes, 96 blank voted), 960 registered voters, turnout 36.98%**

Lou Ogden	58	22.39%
Val Hoyle	193	74.52%
Jack Howard	8	3.09%
Write-in	0	0.00%
Total	259	100.00%

Judge of the Supreme Court, Position 3 (Vote for 1)**355 ballots (0 over voted ballots, 0 overvotes, 93 blank voted), 960 registered voters, turnout 36.98%**

Van Pounds	35	13.36%
Meagan A Flynn	227	86.64%
Write-in	0	0.00%
Total	262	100.00%

Judge of the Supreme Court, Position 2 (Vote for 1)**355 ballots (0 over voted ballots, 0 overvotes, 142 blank voted), 960 registered voters, turnout 36.98%**

Rebecca Duncan	211	99.06%
Write-in	2	0.94%
Total	213	100.00%

Judge of the Court of Appeals, Position 10 (Vote for 1)**355 ballots (0 over voted ballots, 0 overvotes, 110 blank voted), 960 registered voters, turnout 36.98%**

Rex Armstrong	147	60.00%
Kyle L Krohn	98	40.00%
Write-in	0	0.00%
Total	245	100.00%

Judge of the Court of Appeals, Position 6 (Vote for 1)**355 ballots (0 over voted ballots, 0 overvotes, 164 blank voted), 960 registered voters, turnout 36.98%**

James (Jim) C Egan	190	99.48%
Write-in	1	0.52%
Total	191	100.00%

Judge of the Court of Appeals, Position 9 (Vote for 1)**355 ballots (0 over voted ballots, 0 overvotes, 162 blank voted), 960 registered voters, turnout 36.98%**

Erika Hadlock	191	98.96%
Write-in	2	1.04%
Total	193	100.00%

Judge of the Circuit Court, 7th District, Position 1 (Vote for 1)**355 ballots (0 over voted ballots, 0 overvotes, 165 blank voted), 960 registered voters, turnout 36.98%**

John A Olson	188	98.95%
Write-in	2	1.05%

Hood River County Election Results by Precinct
May 15, 2018 - Primary Election
All Precincts, All Districts, All ScanStations, All Contests, All Boxes
Total Ballots Cast: 6072, Registered Voters: 14209, Overall Turnout: 42.73%

Page: 10 of 49
2018-06-01
12:46:14

Choice	Votes	Vote %
Total	190	100.00%

County Commissioner Chair (Vote for 1)

355 ballots (0 over voted ballots, 0 overvotes, 58 blank voted), 960 registered voters, turnout 36.98%

Mike Oates	159	53.54%
Rich McBride	137	46.13%
Write-in	1	0.34%
Total	297	100.00%

County Commissioner District 1 (Vote for 1)

22 ballots (0 over voted ballots, 0 overvotes, 10 blank voted), 82 registered voters, turnout 26.83%

Karen Joplin	12	100.00%
Write-in	0	0.00%
Total	12	100.00%

Measure 14-61 School Local Option (Vote for 1)

355 ballots (0 over voted ballots, 0 overvotes, 25 blank voted), 960 registered voters, turnout 36.98%

Yes	276	83.64%
No	54	16.36%
Total	330	100.00%

Precinct 04

US Representative, District 2 (DEM) (Vote for 1)

514 ballots (0 over voted ballots, 0 overvotes, 83 blank voted), 787 registered voters, turnout 65.31%

Eric Burnette	24	5.57%
Michael Byrne	41	9.51%
Tim S White	21	4.87%
Raz Mason	29	6.73%
Jamie McLeod-Skinner	163	37.82%
James (Jim) Crary	48	11.14%
Jen (Jenni) Neahrng	103	23.90%
Write-in	2	0.46%
Total	431	100.00%

US Representative, District 2 (IND) (Vote for 1)

37 ballots (0 over voted ballots, 0 overvotes, 19 blank voted), 81 registered voters, turnout 45.68%

Mark R Roberts	7	38.89%
Write-in	11	61.11%
Total	18	100.00%

US Representative, District 2 (REP) (Vote for 1)

232 ballots (0 over voted ballots, 0 overvotes, 12 blank voted), 364 registered voters, turnout 63.74%

Randy Pollock	13	5.91%
Greg Walden	186	84.55%
Paul J Romero Jr	19	8.64%
Write-in	2	0.91%
Total	220	100.00%

Governor (DEM) (Vote for 1)

514 ballots (0 over voted ballots, 0 overvotes, 33 blank voted), 787 registered voters, turnout 65.31%

Ed Jones	28	5.82%
Kate Brown	432	89.81%
Candace Neville	14	2.91%
Write-in	7	1.46%
Total	481	100.00%

Governor (IND) (Vote for 1)

37 ballots (0 over voted ballots, 0 overvotes, 14 blank voted), 81 registered voters, turnout 45.68%

Dan (Mr P) Pistoresi	0	0.00%
Skye J Allen	1	4.35%
Patrick Starnes	6	26.09%

Hood River County Election Results by Precinct

May 15, 2018 - Primary Election

All Precincts, All Districts, All ScanStations, All Contests, All Boxes

Total Ballots Cast: 6072, Registered Voters: 14209, Overall Turnout: 42.73%

Page: 11 of 49

2018-06-01

12:46:14

Choice	Votes	Vote %
<u>Write-in</u>	16	69.57%
Total	23	100.00%

Governor (REP) (Vote for 1)

232 ballots (0 over voted ballots, 0 overvotes, 20 blank voted), 364 registered voters, turnout 63.74%

Knute Buehler	95	44.81%
Keenan W Bohach	0	0.00%
Greg C Wooldridge	29	13.68%
Jon I Edwards III	0	0.00%
David W Stauffer	3	1.42%
Jeff Smith	3	1.42%
Jack W Tacy	1	0.47%
Brett Hyland	1	0.47%
Bruce Cuff	1	0.47%
Sam Carpenter	77	36.32%
<u>Write-in</u>	2	0.94%
Total	212	100.00%

State Senator, 26th District (DEM) (Vote for 1)

514 ballots (0 over voted ballots, 0 overvotes, 135 blank voted), 787 registered voters, turnout 65.31%

Chrissy Reitz	375	98.94%
<u>Write-in</u>	4	1.06%
Total	379	100.00%

State Senator, 26th District (IND) (Vote for 1)

37 ballots (0 over voted ballots, 0 overvotes, 14 blank voted), 81 registered voters, turnout 45.68%

<u>Write-in</u>	23	100.00%
Total	23	100.00%

State Senator, 26th District (REP) (Vote for 1)

232 ballots (0 over voted ballots, 0 overvotes, 35 blank voted), 364 registered voters, turnout 63.74%

Chuck Thomsen	194	98.48%
<u>Write-in</u>	3	1.52%
Total	197	100.00%

State Representative, 52nd District (DEM) (Vote for 1)

514 ballots (0 over voted ballots, 0 overvotes, 68 blank voted), 787 registered voters, turnout 65.31%

Aurora del Val	45	10.09%
Anna K Williams	400	89.69%
<u>Write-in</u>	1	0.22%
Total	446	100.00%

State Representative, 52nd District (IND) (Vote for 1)

37 ballots (0 over voted ballots, 0 overvotes, 23 blank voted), 81 registered voters, turnout 45.68%

<u>Write-in</u>	14	100.00%
Total	14	100.00%

State Representative, 52nd District (REP) (Vote for 1)

232 ballots (0 over voted ballots, 0 overvotes, 53 blank voted), 364 registered voters, turnout 63.74%

Jeff Helfrich	175	97.77%
<u>Write-in</u>	4	2.23%
Total	179	100.00%

Precinct Committeeperson, Precinct 04, Female, Democrat (DEM) (Vote for 4)

514 ballots (0 over voted ballots, 0 overvotes, 2037 undervotes), 787 registered voters, turnout 65.31%

<u>Write-in</u>	17	89.47%
<u>Write-in</u>	2	10.53%
<u>Write-in</u>	0	0.00%
<u>Write-in</u>	0	0.00%
Total	19	100.00%

Hood River County Election Results by Precinct

May 15, 2018 - Primary Election

All Precincts, All Districts, All ScanStations, All Contests, All Boxes

Total Ballots Cast: 6072, Registered Voters: 14209, Overall Turnout: 42.73%

Page: 12 of 49

2018-06-01

12:46:14

Choice	Votes	Vote %
Precinct Committeeperson, Precinct 04, Male, Democrat (DEM) (Vote for 4)		
514 ballots (0 over voted ballots, 0 overvotes, 2041 undervotes), 787 registered voters, turnout 65.31%		
Write-in	12	80.00%
Write-in	1	6.67%
Write-in	1	6.67%
Write-in	1	6.67%
Total	15	100.00%

Write-in	12	80.00%
Write-in	1	6.67%
Write-in	1	6.67%
Write-in	1	6.67%
Total	15	100.00%

Precinct Committeeperson, Precinct 04, Female, Republican (REP) (Vote for 4)
232 ballots (0 over voted ballots, 0 overvotes, 766 undervotes), 364 registered voters, turnout 63.74%

Kris Wilhelm	161	99.38%
Write-in	1	0.62%
Write-in	0	0.00%
Write-in	0	0.00%
Write-in	0	0.00%
Total	162	100.00%

Precinct Committeeperson, Precinct 04, Male, Republican (REP) (Vote for 4)
232 ballots (0 over voted ballots, 0 overvotes, 745 undervotes), 364 registered voters, turnout 63.74%

Tom Yates	181	98.91%
Write-in	2	1.09%
Write-in	0	0.00%
Write-in	0	0.00%
Write-in	0	0.00%
Total	183	100.00%

Commissioner of the Bureau of Labor and Industries (Vote for 1)
962 ballots (0 over voted ballots, 0 overvotes, 321 blank voted), 1766 registered voters, turnout 54.47%

Lou Ogden	189	29.49%
Val Hoyle	395	61.62%
Jack Howard	55	8.58%
Write-in	2	0.31%
Total	641	100.00%

Judge of the Supreme Court, Position 3 (Vote for 1)
962 ballots (1 over voted ballots, 1 overvotes, 292 blank voted), 1766 registered voters, turnout 54.47%

Van Pounds	113	16.89%
Meagan A Flynn	556	83.11%
Write-in	0	0.00%
Total	669	100.00%

Judge of the Supreme Court, Position 2 (Vote for 1)
962 ballots (0 over voted ballots, 0 overvotes, 401 blank voted), 1766 registered voters, turnout 54.47%

Rebecca Duncan	558	99.47%
Write-in	3	0.53%
Total	561	100.00%

Judge of the Court of Appeals, Position 10 (Vote for 1)
962 ballots (0 over voted ballots, 0 overvotes, 374 blank voted), 1766 registered voters, turnout 54.47%

Rex Armstrong	385	65.48%
Kyle L Krohn	202	34.35%
Write-in	1	0.17%
Total	588	100.00%

Judge of the Court of Appeals, Position 6 (Vote for 1)
962 ballots (0 over voted ballots, 0 overvotes, 444 blank voted), 1766 registered voters, turnout 54.47%

James (Jim) C Egan	515	99.42%
Write-in	3	0.58%
Total	518	100.00%

Hood River County Election Results by Precinct

May 15, 2018 - Primary Election

All Precincts, All Districts, All ScanStations, All Contests, All Boxes

Total Ballots Cast: 6072, Registered Voters: 14209, Overall Turnout: 42.73%

Page: 13 of 49

2018-06-01

12:46:14

Choice	Votes	Vote %
Judge of the Court of Appeals, Position 9 (Vote for 1)		
962 ballots (0 over voted ballots, 0 overvotes, 455 blank voted), 1766 registered voters, turnout 54.47%		
Erika Hadlock	505	99.61%
Write-in	2	0.39%
Total	507	100.00%

Judge of the Circuit Court, 7th District, Position 1 (Vote for 1)		
962 ballots (0 over voted ballots, 0 overvotes, 434 blank voted), 1766 registered voters, turnout 54.47%		
John A Olson	527	99.81%
Write-in	1	0.19%
Total	528	100.00%

County Commissioner Chair (Vote for 1)		
962 ballots (0 over voted ballots, 0 overvotes, 146 blank voted), 1766 registered voters, turnout 54.47%		
Mike Oates	495	60.66%
Rich McBride	316	38.73%
Write-in	5	0.61%
Total	816	100.00%

County Commissioner District 1 (Vote for 1)		
962 ballots (0 over voted ballots, 0 overvotes, 411 blank voted), 1766 registered voters, turnout 54.47%		
Karen Joplin	535	97.10%
Write-in	16	2.90%
Total	551	100.00%

Measure 14-61 School Local Option (Vote for 1)		
962 ballots (0 over voted ballots, 0 overvotes, 59 blank voted), 1766 registered voters, turnout 54.47%		
Yes	702	77.74%
No	201	22.26%
Total	903	100.00%

Precinct 05

US Representative, District 2 (DEM) (Vote for 1)		
216 ballots (4 over voted ballots, 4 overvotes, 39 blank voted), 400 registered voters, turnout 54.00%		
Eric Burnette	14	8.09%
Michael Byrne	38	21.97%
Tim S White	7	4.05%
Raz Mason	11	6.36%
Jamie McLeod-Skinner	52	30.06%
James (Jim) Cray	14	8.09%
Jen (Jenni) Neahring	31	17.92%
Write-in	6	3.47%
Total	173	100.00%

US Representative, District 2 (IND) (Vote for 1)		
23 ballots (0 over voted ballots, 0 overvotes, 7 blank voted), 47 registered voters, turnout 48.94%		
Mark R Roberts	10	62.50%
Write-in	6	37.50%
Total	16	100.00%

US Representative, District 2 (REP) (Vote for 1)		
176 ballots (0 over voted ballots, 0 overvotes, 11 blank voted), 293 registered voters, turnout 60.07%		
Randy Pollock	8	4.85%
Greg Walden	139	84.24%
Paul J Romero Jr	17	10.30%
Write-in	1	0.61%
Total	165	100.00%

Hood River County Election Results by Precinct

May 15, 2018 - Primary Election

All Precincts, All Districts, All ScanStations, All Contests, All Boxes

Total Ballots Cast: 6072, Registered Voters: 14209, Overall Turnout: 42.73%

Page: 14 of 49

2018-06-01

12:46:14

Choice	Votes	Vote %
--------	-------	--------

Governor (DEM) (Vote for 1)

216 ballots (0 over voted ballots, 0 overvotes, 14 blank voted), 400 registered voters, turnout 54.00%

Ed Jones	16	7.92%
Kate Brown	170	84.16%
Candace Neville	8	3.96%
Write-in	8	3.96%
Total	202	100.00%

Governor (IND) (Vote for 1)

23 ballots (0 over voted ballots, 0 overvotes, 6 blank voted), 47 registered voters, turnout 48.94%

Dan (Mr P) Pistoressi	1	5.88%
Skye J Allen	2	11.76%
Patrick Starnes	3	17.65%
Write-in	11	64.71%
Total	17	100.00%

Governor (REP) (Vote for 1)

176 ballots (0 over voted ballots, 0 overvotes, 6 blank voted), 293 registered voters, turnout 60.07%

Knute Buehler	72	42.35%
Keenan W Bohach	1	0.59%
Greg C Wooldridge	25	14.71%
Jon I Edwards III	0	0.00%
David W Stauffer	1	0.59%
Jeff Smith	7	4.12%
Jack W Tacy	0	0.00%
Brett Hyland	2	1.18%
Bruce Cuff	0	0.00%
Sam Carpenter	62	36.47%
Write-in	0	0.00%
Total	170	100.00%

State Senator, 26th District (DEM) (Vote for 1)

216 ballots (0 over voted ballots, 0 overvotes, 72 blank voted), 400 registered voters, turnout 54.00%

Chrissy Reitz	138	95.83%
Write-in	6	4.17%
Total	144	100.00%

State Senator, 26th District (IND) (Vote for 1)

23 ballots (0 over voted ballots, 0 overvotes, 12 blank voted), 47 registered voters, turnout 48.94%

Write-in	11	100.00%
Total	11	100.00%

State Senator, 26th District (REP) (Vote for 1)

176 ballots (0 over voted ballots, 0 overvotes, 23 blank voted), 293 registered voters, turnout 60.07%

Chuck Thomsen	151	98.69%
Write-in	2	1.31%
Total	153	100.00%

State Representative, 52nd District (DEM) (Vote for 1)

216 ballots (0 over voted ballots, 0 overvotes, 30 blank voted), 400 registered voters, turnout 54.00%

Aurora del Val	28	15.05%
Anna K Williams	155	83.33%
Write-in	3	1.61%
Total	186	100.00%

State Representative, 52nd District (IND) (Vote for 1)

23 ballots (0 over voted ballots, 0 overvotes, 13 blank voted), 47 registered voters, turnout 48.94%

Write-in	10	100.00%
Total	10	100.00%

Hood River County Election Results by Precinct

May 15, 2018 - Primary Election

All Precincts, All Districts, All ScanStations, All Contests, All Boxes

Total Ballots Cast: 6072, Registered Voters: 14209, Overall Turnout: 42.73%

Page: 15 of 49

2018-06-01

12:46:14

Choice	Votes	Vote %
State Representative, 52nd District (REP) (Vote for 1)		
176 ballots (0 over voted ballots, 0 overvotes, 45 blank voted), 293 registered voters, turnout 60.07%		
Jeff Helfrich	130	99.24%
Write-in	1	0.76%
Total	131	100.00%

Precinct Committeeperson, Precinct 05, Female, Democrat (DEM) (Vote for 2)		
216 ballots (0 over voted ballots, 0 overvotes, 424 undervotes), 400 registered voters, turnout 54.00%		
Write-in	7	87.50%
Write-in	1	12.50%
Total	8	100.00%

Precinct Committeeperson, Precinct 05, Male, Democrat (DEM) (Vote for 2)		
216 ballots (0 over voted ballots, 0 overvotes, 426 undervotes), 400 registered voters, turnout 54.00%		
Write-in	4	66.67%
Write-in	2	33.33%
Total	6	100.00%

Precinct Committeeperson, Precinct 05, Female, Republican (REP) (Vote for 2)		
176 ballots (0 over voted ballots, 0 overvotes, 125 undervotes), 293 registered voters, turnout 60.07%		
Risa Wonsyld	123	54.19%
Michon Mainwaring	104	45.81%
Write-in	0	0.00%
Write-in	0	0.00%
Total	227	100.00%

Precinct Committeeperson, Precinct 05, Male, Republican (REP) (Vote for 2)		
176 ballots (0 over voted ballots, 0 overvotes, 232 undervotes), 293 registered voters, turnout 60.07%		
Loran Ayles	117	97.50%
Write-in	3	2.50%
Write-in	0	0.00%
Total	120	100.00%

Commissioner of the Bureau of Labor and Industries (Vote for 1)		
479 ballots (0 over voted ballots, 0 overvotes, 136 blank voted), 1080 registered voters, turnout 44.35%		
Lou Ogden	143	41.69%
Val Hoyle	158	46.06%
Jack Howard	42	12.24%
Write-in	0	0.00%
Total	343	100.00%

Judge of the Supreme Court, Position 3 (Vote for 1)		
479 ballots (1 over voted ballots, 1 overvotes, 147 blank voted), 1080 registered voters, turnout 44.35%		
Van Pounds	96	29.00%
Meagan A Flynn	235	71.00%
Write-in	0	0.00%
Total	331	100.00%

Judge of the Supreme Court, Position 2 (Vote for 1)		
479 ballots (0 over voted ballots, 0 overvotes, 206 blank voted), 1080 registered voters, turnout 44.35%		
Rebecca Duncan	273	100.00%
Write-in	0	0.00%
Total	273	100.00%

Judge of the Court of Appeals, Position 10 (Vote for 1)		
479 ballots (0 over voted ballots, 0 overvotes, 171 blank voted), 1080 registered voters, turnout 44.35%		
Rex Armstrong	207	67.21%
Kyle L Krohn	100	32.47%
Write-in	1	0.32%

Hood River County Election Results by Precinct

May 15, 2018 - Primary Election

All Precincts, All Districts, All ScanStations, All Contests, All Boxes

Total Ballots Cast: 6072, Registered Voters: 14209, Overall Turnout: 42.73%

Page: 16 of 49

2018-06-01

12:46:14

Choice	Votes	Vote %
Total	308	100.00%

Judge of the Court of Appeals, Position 6 (Vote for 1)

479 ballots (0 over voted ballots, 0 overvotes, 218 blank voted), 1080 registered voters, turnout 44.35%

James (Jim) C Egan	261	100.00%
Write-in	0	0.00%
Total	261	100.00%

Judge of the Court of Appeals, Position 9 (Vote for 1)

479 ballots (0 over voted ballots, 0 overvotes, 222 blank voted), 1080 registered voters, turnout 44.35%

Erika Hadlock	256	99.61%
Write-in	1	0.39%
Total	257	100.00%

Judge of the Circuit Court, 7th District, Position 1 (Vote for 1)

479 ballots (0 over voted ballots, 0 overvotes, 213 blank voted), 1080 registered voters, turnout 44.35%

John A Olson	265	99.62%
Write-in	1	0.38%
Total	266	100.00%

County Commissioner Chair (Vote for 1)

479 ballots (0 over voted ballots, 0 overvotes, 51 blank voted), 1080 registered voters, turnout 44.35%

Mike Oates	321	75.00%
Rich McBride	106	24.77%
Write-in	1	0.23%
Total	428	100.00%

County Commissioner District 3 (Vote for 1)

479 ballots (0 over voted ballots, 0 overvotes, 174 blank voted), 1080 registered voters, turnout 44.35%

Bob Benton	292	95.74%
Write-in	13	4.26%
Total	305	100.00%

Measure 14-61 School Local Option (Vote for 1)

479 ballots (0 over voted ballots, 0 overvotes, 36 blank voted), 1080 registered voters, turnout 44.35%

Yes	294	66.37%
No	149	33.63%
Total	443	100.00%

Precinct 06

US Representative, District 2 (DEM) (Vote for 1)

240 ballots (1 over voted ballots, 1 overvotes, 37 blank voted), 404 registered voters, turnout 59.41%

Eric Burnette	13	6.44%
Michael Byrne	25	12.38%
Tim S White	8	3.96%
Raz Mason	7	3.47%
Jamie McLeod-Skinner	73	36.14%
James (Jim) Crary	15	7.43%
Jen (Jenni) Neahring	60	29.70%
Write-in	1	0.50%
Total	202	100.00%

US Representative, District 2 (IND) (Vote for 1)

18 ballots (0 over voted ballots, 0 overvotes, 9 blank voted), 52 registered voters, turnout 34.62%

Mark R Roberts	2	22.22%
Write-in	7	77.78%
Total	9	100.00%

Hood River County Election Results by Precinct

May 15, 2018 - Primary Election

All Precincts, All Districts, All ScanStations, All Contests, All Boxes

Total Ballots Cast: 6072, Registered Voters: 14209, Overall Turnout: 42.73%

Page: 17 of 49

2018-06-01

12:46:14

Choice	Votes	Vote %
--------	-------	--------

US Representative, District 2 (REP) (Vote for 1)**136 ballots (0 over voted ballots, 0 overvotes, 14 blank voted), 243 registered voters, turnout 55.97%**

Randy Pollock	8	6.56%
Greg Walden	100	81.97%
Paul J Romero Jr	12	9.84%
Write-in	2	1.64%
Total	122	100.00%

Governor (DEM) (Vote for 1)**240 ballots (0 over voted ballots, 0 overvotes, 17 blank voted), 404 registered voters, turnout 59.41%**

Ed Jones	17	7.62%
Kate Brown	190	85.20%
Candace Neville	9	4.04%
Write-in	7	3.14%
Total	223	100.00%

Governor (IND) (Vote for 1)**18 ballots (0 over voted ballots, 0 overvotes, 4 blank voted), 52 registered voters, turnout 34.62%**

Dan (Mr P) Pistoiresi	0	0.00%
Skye J Allen	1	7.14%
Patrick Stames	2	14.29%
Write-in	11	78.57%
Total	14	100.00%

Governor (REP) (Vote for 1)**136 ballots (0 over voted ballots, 0 overvotes, 10 blank voted), 243 registered voters, turnout 55.97%**

Knute Buehler	55	43.65%
Keenan W Bohach	0	0.00%
Greg C Wooldridge	14	11.11%
Jon I Edwards III	2	1.59%
David W Stauffer	0	0.00%
Jeff Smith	0	0.00%
Jack W Tacy	0	0.00%
Brett Hyland	0	0.00%
Bruce Cuff	3	2.38%
Sam Carpenter	50	39.68%
Write-in	2	1.59%
Total	126	100.00%

State Senator, 26th District (DEM) (Vote for 1)**240 ballots (0 over voted ballots, 0 overvotes, 51 blank voted), 404 registered voters, turnout 59.41%**

Chrissy Reitz	188	99.47%
Write-in	1	0.53%
Total	189	100.00%

State Senator, 26th District (IND) (Vote for 1)**18 ballots (0 over voted ballots, 0 overvotes, 8 blank voted), 52 registered voters, turnout 34.62%**

Write-in	10	100.00%
Total	10	100.00%

State Senator, 26th District (REP) (Vote for 1)**136 ballots (0 over voted ballots, 0 overvotes, 19 blank voted), 243 registered voters, turnout 55.97%**

Chuck Thomsen	115	98.29%
Write-in	2	1.71%
Total	117	100.00%

State Representative, 52nd District (DEM) (Vote for 1)**240 ballots (0 over voted ballots, 0 overvotes, 27 blank voted), 404 registered voters, turnout 59.41%**

Aurora del Val	30	14.08%
Anna K Williams	182	85.45%
Write-in	1	0.47%

Hood River County Election Results by Precinct

May 15, 2018 - Primary Election

All Precincts, All Districts, All ScanStations, All Contests, All Boxes

Total Ballots Cast: 6072, Registered Voters: 14209, Overall Turnout: 42.73%

Page: 18 of 49

2018-06-01

12:46:14

Choice	Votes	Vote %
Total	213	100.00%

State Representative, 52nd District (IND) (Vote for 1)

18 ballots (0 over voted ballots, 0 overvotes, 11 blank voted), 52 registered voters, turnout 34.62%

Write-in	7	100.00%
Total	7	100.00%

State Representative, 52nd District (REP) (Vote for 1)

136 ballots (0 over voted ballots, 0 overvotes, 40 blank voted), 243 registered voters, turnout 55.97%

Jeff Helfrich	92	95.83%
Write-in	4	4.17%
Total	96	100.00%

Precinct Committeeperson, Precinct 06, Female, Democrat (DEM) (Vote for 2)

240 ballots (0 over voted ballots, 0 overvotes, 307 undervotes), 404 registered voters, turnout 59.41%

Sarah Kellems	170	98.27%
Write-in	3	1.73%
Write-in	0	0.00%
Total	173	100.00%

Precinct Committeeperson, Precinct 06, Male, Democrat (DEM) (Vote for 2)

240 ballots (0 over voted ballots, 0 overvotes, 315 undervotes), 404 registered voters, turnout 59.41%

Guy Tauscher	165	100.00%
Write-in	0	0.00%
Write-in	0	0.00%
Total	165	100.00%

Precinct Committeeperson, Precinct 06, Female, Republican (REP) (Vote for 2)

136 ballots (0 over voted ballots, 0 overvotes, 268 undervotes), 243 registered voters, turnout 55.97%

Write-in	3	75.00%
Write-in	1	25.00%
Total	4	100.00%

Precinct Committeeperson, Precinct 06, Male, Republican (REP) (Vote for 2)

136 ballots (0 over voted ballots, 0 overvotes, 267 undervotes), 243 registered voters, turnout 55.97%

Write-in	4	80.00%
Write-in	1	20.00%
Total	5	100.00%

Commissioner of the Bureau of Labor and Industries (Vote for 1)

480 ballots (0 over voted ballots, 0 overvotes, 142 blank voted), 1007 registered voters, turnout 47.67%

Lou Ogden	102	30.18%
Val Hoyle	202	59.76%
Jack Howard	33	9.76%
Write-in	1	0.30%
Total	338	100.00%

Judge of the Supreme Court, Position 3 (Vote for 1)

480 ballots (0 over voted ballots, 0 overvotes, 128 blank voted), 1007 registered voters, turnout 47.67%

Van Pounds	74	21.02%
Meagan A Flynn	278	78.98%
Write-in	0	0.00%
Total	352	100.00%

Judge of the Supreme Court, Position 2 (Vote for 1)

480 ballots (0 over voted ballots, 0 overvotes, 190 blank voted), 1007 registered voters, turnout 47.67%

Rebecca Duncan	288	99.31%
Write-in	2	0.69%
Total	290	100.00%

Hood River County Election Results by Precinct

May 15, 2018 - Primary Election

All Precincts, All Districts, All ScanStations, All Contests, All Boxes

Total Ballots Cast: 6072, Registered Voters: 14209, Overall Turnout: 42.73%

Page: 19 of 49

2018-06-01

12:46:14

Choice	Votes	Vote %
Judge of the Court of Appeals, Position 10 (Vote for 1)		
480 ballots (0 over voted ballots, 0 overvotes, 141 blank voted), 1007 registered voters, turnout 47.67%		
Rex Armstrong	236	69.62%
Kyle L Krohn	102	30.09%
Write-in	1	0.29%
Total	339	100.00%
Judge of the Court of Appeals, Position 6 (Vote for 1)		
480 ballots (0 over voted ballots, 0 overvotes, 212 blank voted), 1007 registered voters, turnout 47.67%		
James (Jim) C Egan	265	98.88%
Write-in	3	1.12%
Total	268	100.00%
Judge of the Court of Appeals, Position 9 (Vote for 1)		
480 ballots (0 over voted ballots, 0 overvotes, 216 blank voted), 1007 registered voters, turnout 47.67%		
Erika Hadlock	262	99.24%
Write-in	2	0.76%
Total	264	100.00%
Judge of the Circuit Court, 7th District, Position 1 (Vote for 1)		
480 ballots (0 over voted ballots, 0 overvotes, 201 blank voted), 1007 registered voters, turnout 47.67%		
John A Olson	278	99.64%
Write-in	1	0.36%
Total	279	100.00%
County Commissioner Chair (Vote for 1)		
480 ballots (0 over voted ballots, 0 overvotes, 47 blank voted), 1007 registered voters, turnout 47.67%		
Mike Oates	306	70.67%
Rich McBride	127	29.33%
Write-in	0	0.00%
Total	433	100.00%
County Commissioner District 1 (Vote for 1)		
187 ballots (0 over voted ballots, 0 overvotes, 63 blank voted), 403 registered voters, turnout 46.40%		
Karen Joplin	120	96.77%
Write-in	4	3.23%
Total	124	100.00%
County Commissioner District 3 (Vote for 1)		
293 ballots (0 over voted ballots, 0 overvotes, 106 blank voted), 604 registered voters, turnout 48.51%		
Bob Benton	180	96.26%
Write-in	7	3.74%
Total	187	100.00%
Measure 14-61 School Local Option (Vote for 1)		
480 ballots (0 over voted ballots, 0 overvotes, 28 blank voted), 1007 registered voters, turnout 47.67%		
Yes	330	73.01%
No	122	26.99%
Total	452	100.00%

Precinct 07

US Representative, District 2 (DEM) (Vote for 1)		
143 ballots (0 over voted ballots, 0 overvotes, 27 blank voted), 287 registered voters, turnout 49.83%		
Eric Burnette	8	6.90%
Michael Byrne	16	13.79%
Tim S White	6	5.17%
Raz Mason	9	7.76%
Jamie McLeod-Skinner	31	26.72%
James (Jim) Crary	14	12.07%
Jen (Jenni) Neahrng	29	25.00%

Hood River County Election Results by Precinct

May 15, 2018 - Primary Election

All Precincts, All Districts, All ScanStations, All Contests, All Boxes
Total Ballots Cast: 6072, Registered Voters: 14209, Overall Turnout: 42.73%

Page: 20 of 49

2018-06-01

12:46:14

Choice	Votes	Vote %
Write-in	3	2.59%
Total	116	100.00%

US Representative, District 2 (IND) (Vote for 1)

6 ballots (0 over voted ballots, 0 overvotes, 2 blank voted), 21 registered voters, turnout 28.57%

Mark R Roberts	2	50.00%
Write-in	2	50.00%
Total	4	100.00%

US Representative, District 2 (REP) (Vote for 1)

103 ballots (0 over voted ballots, 0 overvotes, 10 blank voted), 185 registered voters, turnout 55.68%

Randy Pollock	5	5.38%
Greg Walden	80	86.02%
Paul J Romero Jr	8	8.60%
Write-in	0	0.00%
Total	93	100.00%

Governor (DEM) (Vote for 1)

143 ballots (0 over voted ballots, 0 overvotes, 9 blank voted), 287 registered voters, turnout 49.83%

Ed Jones	15	11.19%
Kate Brown	112	83.58%
Candace Neville	4	2.99%
Write-in	3	2.24%
Total	134	100.00%

Governor (IND) (Vote for 1)

6 ballots (0 over voted ballots, 0 overvotes, 1 blank voted), 21 registered voters, turnout 28.57%

Dan (Mr P) Pistoletti	0	0.00%
Skye J Allen	0	0.00%
Patrick Starnes	1	20.00%
Write-in	4	80.00%
Total	5	100.00%

Governor (REP) (Vote for 1)

103 ballots (0 over voted ballots, 0 overvotes, 13 blank voted), 185 registered voters, turnout 55.68%

Knute Buehler	28	31.11%
Keenan W Bohach	0	0.00%
Greg C Wooldridge	16	17.78%
Jon I Edwards III	0	0.00%
David W Stauffer	0	0.00%
Jeff Smith	0	0.00%
Jack W Tacy	0	0.00%
Brett Hyland	1	1.11%
Bruce Cuff	0	0.00%
Sam Carpenter	45	50.00%
Write-in	0	0.00%
Total	90	100.00%

State Senator, 26th District (DEM) (Vote for 1)

143 ballots (0 over voted ballots, 0 overvotes, 54 blank voted), 287 registered voters, turnout 49.83%

Chrissy Reitz	89	100.00%
Write-in	0	0.00%
Total	89	100.00%

State Senator, 26th District (IND) (Vote for 1)

6 ballots (0 over voted ballots, 0 overvotes, 2 blank voted), 21 registered voters, turnout 28.57%

Write-in	4	100.00%
Total	4	100.00%

Hood River County Election Results by Precinct

May 15, 2018 - Primary Election

All Precincts, All Districts, All ScanStations, All Contests, All Boxes

Total Ballots Cast: 6072, Registered Voters: 14209, Overall Turnout: 42.73%

Page: 21 of 49

2018-06-01

12:46:14

Choice	Votes	Vote %
--------	-------	--------

State Senator, 26th District (REP) (Vote for 1)

103 ballots (0 over voted ballots, 0 overvotes, 20 blank voted), 185 registered voters, turnout 55.68%

Chuck Thomsen	82	98.80%
Write-in	1	1.20%
Total	83	100.00%

State Representative, 52nd District (DEM) (Vote for 1)

143 ballots (0 over voted ballots, 0 overvotes, 30 blank voted), 287 registered voters, turnout 49.83%

Aurora del Val	23	20.35%
Anna K Williams	89	78.76%
Write-in	1	0.88%
Total	113	100.00%

State Representative, 52nd District (IND) (Vote for 1)

6 ballots (0 over voted ballots, 0 overvotes, 2 blank voted), 21 registered voters, turnout 28.57%

Write-in	4	100.00%
Total	4	100.00%

State Representative, 52nd District (REP) (Vote for 1)

103 ballots (0 over voted ballots, 0 overvotes, 43 blank voted), 185 registered voters, turnout 55.68%

Jeff Helfrich	60	100.00%
Write-in	0	0.00%
Total	60	100.00%

Precinct Committeeperson, Precinct 07, Female, Democrat (DEM) (Vote for 2)

143 ballots (0 over voted ballots, 0 overvotes, 195 undervotes), 287 registered voters, turnout 49.83%

D Joan Fowler	90	98.90%
Write-in	1	1.10%
Write-in	0	0.00%
Total	91	100.00%

Precinct Committeeperson, Precinct 07, Male, Democrat (DEM) (Vote for 2)

143 ballots (0 over voted ballots, 0 overvotes, 187 undervotes), 287 registered voters, turnout 49.83%

Mark S Reynolds	98	98.99%
Write-in	1	1.01%
Write-in	0	0.00%
Total	99	100.00%

Precinct Committeeperson, Precinct 07, Female, Republican (REP) (Vote for 2)

103 ballots (0 over voted ballots, 0 overvotes, 204 undervotes), 185 registered voters, turnout 55.68%

Write-in	2	100.00%
Write-in	0	0.00%
Total	2	100.00%

Precinct Committeeperson, Precinct 07, Male, Republican (REP) (Vote for 2)

103 ballots (0 over voted ballots, 0 overvotes, 204 undervotes), 185 registered voters, turnout 55.68%

Write-in	2	100.00%
Write-in	0	0.00%
Total	2	100.00%

Commissioner of the Bureau of Labor and Industries (Vote for 1)

297 ballots (0 over voted ballots, 0 overvotes, 95 blank voted), 771 registered voters, turnout 38.52%

Lou Ogden	65	32.18%
Val Hoyle	105	51.98%
Jack Howard	31	15.35%
Write-in	1	0.50%
Total	202	100.00%

Hood River County Election Results by Precinct

May 15, 2018 - Primary Election

All Precincts, All Districts, All ScanStations, All Contests, All Boxes

Total Ballots Cast: 6072, Registered Voters: 14209, Overall Turnout: 42.73%

Page: 22 of 49

2018-06-01

12:46:14

Choice	Votes	Vote %
--------	-------	--------

Judge of the Supreme Court, Position 3 (Vote for 1)

297 ballots (0 over voted ballots, 0 overvotes, 91 blank voted), 771 registered voters, turnout 38.52%

Van Pounds	46	22.33%
Meagan A Flynn	160	77.67%
Write-in	0	0.00%
Total	206	100.00%

Judge of the Supreme Court, Position 2 (Vote for 1)

297 ballots (0 over voted ballots, 0 overvotes, 133 blank voted), 771 registered voters, turnout 38.52%

Rebecca Duncan	164	100.00%
Write-in	0	0.00%
Total	164	100.00%

Judge of the Court of Appeals, Position 10 (Vote for 1)

297 ballots (0 over voted ballots, 0 overvotes, 104 blank voted), 771 registered voters, turnout 38.52%

Rex Armstrong	121	62.69%
Kyle L Krohn	71	36.79%
Write-in	1	0.52%
Total	193	100.00%

Judge of the Court of Appeals, Position 6 (Vote for 1)

297 ballots (0 over voted ballots, 0 overvotes, 139 blank voted), 771 registered voters, turnout 38.52%

James (Jim) C Egan	157	99.37%
Write-in	1	0.63%
Total	158	100.00%

Judge of the Court of Appeals, Position 9 (Vote for 1)

297 ballots (0 over voted ballots, 0 overvotes, 142 blank voted), 771 registered voters, turnout 38.52%

Erika Hadlock	155	100.00%
Write-in	0	0.00%
Total	155	100.00%

Judge of the Circuit Court, 7th District, Position 1 (Vote for 1)

297 ballots (0 over voted ballots, 0 overvotes, 134 blank voted), 771 registered voters, turnout 38.52%

John A Olson	162	99.39%
Write-in	1	0.61%
Total	163	100.00%

County Commissioner Chair (Vote for 1)

297 ballots (0 over voted ballots, 0 overvotes, 26 blank voted), 771 registered voters, turnout 38.52%

Mike Oates	202	74.54%
Rich McBride	68	25.09%
Write-in	1	0.37%
Total	271	100.00%

Measure 14-61 School Local Option (Vote for 1)

297 ballots (0 over voted ballots, 0 overvotes, 13 blank voted), 771 registered voters, turnout 38.52%

Yes	194	68.31%
No	90	31.69%
Total	284	100.00%

Precinct 08

US Representative, District 2 (DEM) (Vote for 1)

116 ballots (0 over voted ballots, 0 overvotes, 13 blank voted), 231 registered voters, turnout 50.22%

Eric Burnette	6	5.83%
Michael Byrne	10	9.71%
Tim S White	2	1.94%
Raz Mason	5	4.85%
Jamie McLeod-Skinner	42	40.78%
James (Jim) Crary	11	10.68%

Hood River County Election Results by Precinct

May 15, 2018 - Primary Election

All Precincts, All Districts, All ScanStations, All Contests, All Boxes

Total Ballots Cast: 6072, Registered Voters: 14209, Overall Turnout: 42.73%

Page: 23 of 49

2018-06-01

12:46:14

Choice	Votes	Vote %
Jen (Jenni) Neahring	27	26.21%
Write-in	0	0.00%
Total	103	100.00%

US Representative, District 2 (IND) (Vote for 1)

17 ballots (0 over voted ballots, 0 overvotes, 6 blank voted), 37 registered voters, turnout 45.95%

Mark R Roberts	6	54.55%
Write-in	5	45.45%
Total	11	100.00%

US Representative, District 2 (REP) (Vote for 1)

116 ballots (0 over voted ballots, 0 overvotes, 6 blank voted), 172 registered voters, turnout 67.44%

Randy Pollock	3	2.73%
Greg Walden	98	89.09%
Paul J Romero Jr	9	8.18%
Write-in	0	0.00%
Total	110	100.00%

Governor (DEM) (Vote for 1)

116 ballots (0 over voted ballots, 0 overvotes, 11 blank voted), 231 registered voters, turnout 50.22%

Ed Jones	4	3.81%
Kate Brown	92	87.62%
Candace Neville	9	8.57%
Write-in	0	0.00%
Total	105	100.00%

Governor (IND) (Vote for 1)

17 ballots (0 over voted ballots, 0 overvotes, 7 blank voted), 37 registered voters, turnout 45.95%

Dan (Mr P) Pistoressi	0	0.00%
Skye J Allen	0	0.00%
Patrick Starnes	2	20.00%
Write-in	8	80.00%
Total	10	100.00%

Governor (REP) (Vote for 1)

116 ballots (0 over voted ballots, 0 overvotes, 6 blank voted), 172 registered voters, turnout 67.44%

Knute Buehler	64	58.18%
Keenan W Bohach	0	0.00%
Greg C Wooldridge	9	8.18%
Jon I Edwards III	0	0.00%
David W Stauffer	0	0.00%
Jeff Smith	0	0.00%
Jack W Tacy	0	0.00%
Brett Hyland	0	0.00%
Bruce Cuff	2	1.82%
Sam Carpenter	34	30.91%
Write-in	1	0.91%
Total	110	100.00%

State Senator, 26th District (DEM) (Vote for 1)

116 ballots (0 over voted ballots, 0 overvotes, 30 blank voted), 231 registered voters, turnout 50.22%

Chrissy Reitz	86	100.00%
Write-in	0	0.00%
Total	86	100.00%

State Senator, 26th District (IND) (Vote for 1)

17 ballots (0 over voted ballots, 0 overvotes, 4 blank voted), 37 registered voters, turnout 45.95%

Write-in	13	100.00%
Total	13	100.00%

Hood River County Election Results by Precinct
May 15, 2018 - Primary Election
All Precincts, All Districts, All ScanStations, All Contests, All Boxes
Total Ballots Cast: 6072, Registered Voters: 14209, Overall Turnout: 42.73%

Page: 24 of 49
2018-06-01
12:46:14

Choice	Votes	Vote %
--------	-------	--------

State Senator, 26th District (REP) (Vote for 1)

116 ballots (0 over voted ballots, 0 overvotes, 12 blank voted), 172 registered voters, turnout 67.44%

Chuck Thomsen	103	99.04%
Write-in	1	0.96%
Total	104	100.00%

State Representative, 52nd District (DEM) (Vote for 1)

116 ballots (0 over voted ballots, 0 overvotes, 17 blank voted), 231 registered voters, turnout 50.22%

Aurora del Val	22	22.22%
Anna K Williams	77	77.78%
Write-in	0	0.00%
Total	99	100.00%

State Representative, 52nd District (IND) (Vote for 1)

17 ballots (0 over voted ballots, 0 overvotes, 6 blank voted), 37 registered voters, turnout 45.95%

Write-in	11	100.00%
Total	11	100.00%

State Representative, 52nd District (REP) (Vote for 1)

116 ballots (0 over voted ballots, 0 overvotes, 25 blank voted), 172 registered voters, turnout 67.44%

Jeff Helfrich	91	100.00%
Write-in	0	0.00%
Total	91	100.00%

Precinct Committeeperson, Precinct 08, Female, Democrat (DEM) (Vote for 1)

116 ballots (0 over voted ballots, 0 overvotes, 40 blank voted), 231 registered voters, turnout 50.22%

Feliza Greenwald	76	100.00%
Write-in	0	0.00%
Total	76	100.00%

Precinct Committeeperson, Precinct 08, Male, Democrat (DEM) (Vote for 1)

116 ballots (0 over voted ballots, 0 overvotes, 45 blank voted), 231 registered voters, turnout 50.22%

Lee Greenwald	71	100.00%
Write-in	0	0.00%
Total	71	100.00%

Precinct Committeeperson, Precinct 08, Female, Republican (REP) (Vote for 1)

116 ballots (0 over voted ballots, 0 overvotes, 114 blank voted), 172 registered voters, turnout 67.44%

Write-in	2	100.00%
Total	2	100.00%

Precinct Committeeperson, Precinct 08, Male, Republican (REP) (Vote for 1)

116 ballots (0 over voted ballots, 0 overvotes, 112 blank voted), 172 registered voters, turnout 67.44%

Write-in	4	100.00%
Total	4	100.00%

Commissioner of the Bureau of Labor and Industries (Vote for 1)

289 ballots (0 over voted ballots, 0 overvotes, 74 blank voted), 645 registered voters, turnout 44.81%

Lou Ogden	85	39.53%
Val Hoyle	109	50.70%
Jack Howard	20	9.30%
Write-in	1	0.47%
Total	215	100.00%

Judge of the Supreme Court, Position 3 (Vote for 1)

289 ballots (0 over voted ballots, 0 overvotes, 80 blank voted), 645 registered voters, turnout 44.81%

Van Pounds	35	16.75%
Meagan A Flynn	174	83.25%
Write-in	0	0.00%

Hood River County Election Results by Precinct
May 15, 2018 - Primary Election

Page: 25 of 49
2018-06-01
12:46:14

All Precincts, All Districts, All ScanStations, All Contests, All Boxes
Total Ballots Cast: 6072, Registered Voters: 14209, Overall Turnout: 42.73%

Choice	Votes	Vote %
Total	209	100.00%

Judge of the Supreme Court, Position 2 (Vote for 1)

289 ballots (0 over voted ballots, 0 overvotes, 115 blank voted), 645 registered voters, turnout 44.81%

Rebecca Duncan	174	100.00%
Write-in	0	0.00%
Total	174	100.00%

Judge of the Court of Appeals, Position 10 (Vote for 1)

289 ballots (0 over voted ballots, 0 overvotes, 95 blank voted), 645 registered voters, turnout 44.81%

Rex Armstrong	134	69.07%
Kyle L Krohn	60	30.93%
Write-in	0	0.00%
Total	194	100.00%

Judge of the Court of Appeals, Position 6 (Vote for 1)

289 ballots (0 over voted ballots, 0 overvotes, 120 blank voted), 645 registered voters, turnout 44.81%

James (Jim) C Egan	169	100.00%
Write-in	0	0.00%
Total	169	100.00%

Judge of the Court of Appeals, Position 9 (Vote for 1)

289 ballots (0 over voted ballots, 0 overvotes, 124 blank voted), 645 registered voters, turnout 44.81%

Erika Hadlock	165	100.00%
Write-in	0	0.00%
Total	165	100.00%

Judge of the Circuit Court, 7th District, Position 1 (Vote for 1)

289 ballots (0 over voted ballots, 0 overvotes, 117 blank voted), 645 registered voters, turnout 44.81%

John A Olson	172	100.00%
Write-in	0	0.00%
Total	172	100.00%

County Commissioner Chair (Vote for 1)

289 ballots (0 over voted ballots, 0 overvotes, 18 blank voted), 645 registered voters, turnout 44.81%

Mike Oates	208	76.75%
Rich McBride	62	22.88%
Write-in	1	0.37%
Total	271	100.00%

County Commissioner District 3 (Vote for 1)

289 ballots (0 over voted ballots, 0 overvotes, 90 blank voted), 645 registered voters, turnout 44.81%

Bob Benton	195	97.99%
Write-in	4	2.01%
Total	199	100.00%

Measure 14-61 School Local Option (Vote for 1)

289 ballots (0 over voted ballots, 0 overvotes, 22 blank voted), 645 registered voters, turnout 44.81%

Yes	202	75.66%
No	65	24.34%
Total	267	100.00%

Precinct 09

US Representative, District 2 (DEM) (Vote for 1)

35 ballots (0 over voted ballots, 0 overvotes, 9 blank voted), 77 registered voters, turnout 45.45%

Eric Burnette	3	11.54%
Michael Byrne	9	34.62%
Tim S White	0	0.00%
Raz Mason	0	0.00%
Jamie McLeod-Skinner	7	26.92%

Hood River County Election Results by Precinct

May 15, 2018 - Primary Election

All Precincts, All Districts, All ScanStations, All Contests, All Boxes

Total Ballots Cast: 6072, Registered Voters: 14209, Overall Turnout: 42.73%

Page: 26 of 49

2018-06-01

12:46:14

Choice	Votes	Vote %
James (Jim) Crary	2	7.69%
Jen (Jenni) Neahring	4	15.38%
Write-in	1	3.85%
Total	26	100.00%

US Representative, District 2 (IND) (Vote for 1)

7 ballots (0 over voted ballots, 0 overvotes, 3 blank voted), 12 registered voters, turnout 58.33%

Mark R Roberts	2	50.00%
Write-in	2	50.00%
Total	4	100.00%

US Representative, District 2 (REP) (Vote for 1)

36 ballots (0 over voted ballots, 0 overvotes, 2 blank voted), 66 registered voters, turnout 54.55%

Randy Pollock	1	2.94%
Greg Walden	31	91.18%
Paul J Romero Jr	2	5.88%
Write-in	0	0.00%
Total	34	100.00%

Governor (DEM) (Vote for 1)

35 ballots (0 over voted ballots, 0 overvotes, 5 blank voted), 77 registered voters, turnout 45.45%

Ed Jones	2	6.67%
Kate Brown	27	90.00%
Candace Neville	1	3.33%
Write-in	0	0.00%
Total	30	100.00%

Governor (IND) (Vote for 1)

7 ballots (0 over voted ballots, 0 overvotes, 1 blank voted), 12 registered voters, turnout 58.33%

Dan (Mr P) Pistoresi	0	0.00%
Skye J Allen	0	0.00%
Patrick Starnes	1	16.67%
Write-in	5	83.33%
Total	6	100.00%

Governor (REP) (Vote for 1)

36 ballots (0 over voted ballots, 0 overvotes, 4 blank voted), 66 registered voters, turnout 54.55%

Knut Buehler	16	50.00%
Keenan W Bohach	0	0.00%
Greg C Wooldridge	2	6.25%
Jon I Edwards III	0	0.00%
David W Stauffer	0	0.00%
Jeff Smith	0	0.00%
Jack W Tacy	0	0.00%
Brett Hyland	0	0.00%
Bruce Cuff	0	0.00%
Sam Carpenter	13	40.62%
Write-in	1	3.12%
Total	32	100.00%

State Senator, 26th District (DEM) (Vote for 1)

35 ballots (0 over voted ballots, 0 overvotes, 16 blank voted), 77 registered voters, turnout 45.45%

Chrissy Reitz	18	94.74%
Write-in	1	5.26%
Total	19	100.00%

State Senator, 26th District (IND) (Vote for 1)

7 ballots (0 over voted ballots, 0 overvotes, 2 blank voted), 12 registered voters, turnout 58.33%

Write-in	5	100.00%
Total	5	100.00%

Hood River County Election Results by Precinct
May 15, 2018 - Primary Election

Page: 27 of 49
2018-06-01
12:46:14

All Precincts, All Districts, All ScanStations, All Contests, All Boxes
Total Ballots Cast: 6072, Registered Voters: 14209, Overall Turnout: 42.73%

Choice	Votes	Vote %
--------	-------	--------

State Senator, 26th District (REP) (Vote for 1)

36 ballots (0 over voted ballots, 0 overvotes, 4 blank voted), 66 registered voters, turnout 54.55%

Chuck Thomsen	32	100.00%
Write-in	0	0.00%
Total	32	100.00%

State Representative, 52nd District (DEM) (Vote for 1)

35 ballots (0 over voted ballots, 0 overvotes, 12 blank voted), 77 registered voters, turnout 45.45%

Aurora del Val	3	13.04%
Anna K Williams	20	86.96%
Write-in	0	0.00%
Total	23	100.00%

State Representative, 52nd District (IND) (Vote for 1)

7 ballots (0 over voted ballots, 0 overvotes, 2 blank voted), 12 registered voters, turnout 58.33%

Write-in	5	100.00%
Total	5	100.00%

State Representative, 52nd District (REP) (Vote for 1)

36 ballots (0 over voted ballots, 0 overvotes, 11 blank voted), 66 registered voters, turnout 54.55%

Jeff Helfrich	25	100.00%
Write-in	0	0.00%
Total	25	100.00%

Precinct Committeeperson, Precinct 09, Female, Democrat (DEM) (Vote for 1)

35 ballots (0 over voted ballots, 0 overvotes, 35 blank voted), 77 registered voters, turnout 45.45%

Write-in	0	0.00%
Total	0	0.00%

Precinct Committeeperson, Precinct 09, Male, Democrat (DEM) (Vote for 1)

35 ballots (0 over voted ballots, 0 overvotes, 15 blank voted), 77 registered voters, turnout 45.45%

Paul Zastrow	20	100.00%
Write-in	0	0.00%
Total	20	100.00%

Precinct Committeeperson, Precinct 09, Female, Republican (REP) (Vote for 1)

36 ballots (0 over voted ballots, 0 overvotes, 34 blank voted), 66 registered voters, turnout 54.55%

Write-in	2	100.00%
Total	2	100.00%

Precinct Committeeperson, Precinct 09, Male, Republican (REP) (Vote for 1)

36 ballots (0 over voted ballots, 0 overvotes, 34 blank voted), 66 registered voters, turnout 54.55%

Write-in	2	100.00%
Total	2	100.00%

Commissioner of the Bureau of Labor and Industries (Vote for 1)

90 ballots (0 over voted ballots, 0 overvotes, 31 blank voted), 232 registered voters, turnout 38.79%

Lou Ogden	20	33.90%
Val Hoyle	28	47.46%
Jack Howard	11	18.64%
Write-in	0	0.00%
Total	59	100.00%

Judge of the Supreme Court, Position 3 (Vote for 1)

90 ballots (0 over voted ballots, 0 overvotes, 33 blank voted), 232 registered voters, turnout 38.79%

Van Pounds	14	24.56%
Meagan A Flynn	43	75.44%
Write-in	0	0.00%

Hood River County Election Results by Precinct

May 15, 2018 - Primary Election

All Precincts, All Districts, All ScanStations, All Contests, All Boxes

Total Ballots Cast: 6072, Registered Voters: 14209, Overall Turnout: 42.73%

Page: 28 of 49

2018-06-01

12:46:14

Choice	Votes	Vote %
Total	57	100.00%

Judge of the Supreme Court, Position 2 (Vote for 1)

90 ballots (0 over voted ballots, 0 overvotes, 42 blank voted), 232 registered voters, turnout 38.79%

Rebecca Duncan	46	95.83%
Write-in	2	4.17%
Total	48	100.00%

Judge of the Court of Appeals, Position 10 (Vote for 1)

90 ballots (0 over voted ballots, 0 overvotes, 37 blank voted), 232 registered voters, turnout 38.79%

Rex Armstrong	31	58.49%
Kyle L Krohn	22	41.51%
Write-in	0	0.00%
Total	53	100.00%

Judge of the Court of Appeals, Position 6 (Vote for 1)

90 ballots (0 over voted ballots, 0 overvotes, 44 blank voted), 232 registered voters, turnout 38.79%

James (Jim) C Egan	46	100.00%
Write-in	0	0.00%
Total	46	100.00%

Judge of the Court of Appeals, Position 9 (Vote for 1)

90 ballots (0 over voted ballots, 0 overvotes, 44 blank voted), 232 registered voters, turnout 38.79%

Erika Hadlock	44	95.65%
Write-in	2	4.35%
Total	46	100.00%

Judge of the Circuit Court, 7th District, Position 1 (Vote for 1)

90 ballots (0 over voted ballots, 0 overvotes, 42 blank voted), 232 registered voters, turnout 38.79%

John A Olson	48	100.00%
Write-in	0	0.00%
Total	48	100.00%

County Commissioner Chair (Vote for 1)

90 ballots (0 over voted ballots, 0 overvotes, 11 blank voted), 232 registered voters, turnout 38.79%

Mike Oates	57	72.15%
Rich McBride	22	27.85%
Write-in	0	0.00%
Total	79	100.00%

Measure 14-61 School Local Option (Vote for 1)

90 ballots (0 over voted ballots, 0 overvotes, 4 blank voted), 232 registered voters, turnout 38.79%

Yes	68	79.07%
No	18	20.93%
Total	86	100.00%

Precinct 10

US Representative, District 2 (DEM) (Vote for 1)

189 ballots (0 over voted ballots, 0 overvotes, 17 blank voted), 322 registered voters, turnout 58.70%

Eric Burnette	11	6.40%
Michael Byrne	46	26.74%
Tim S White	16	9.30%
Raz Mason	7	4.07%
Jamie McLeod-Skinner	45	26.16%
James (Jim) Crary	6	3.49%
Jen (Jenni) Neahring	40	23.26%
Write-in	1	0.58%
Total	172	100.00%

Hood River County Election Results by Precinct

May 15, 2018 - Primary Election

All Precincts, All Districts, All ScanStations, All Contests, All Boxes

Total Ballots Cast: 6072, Registered Voters: 14209, Overall Turnout: 42.73%

Page: 29 of 49

2018-06-01

12:46:14

Choice	Votes	Vote %
--------	-------	--------

US Representative, District 2 (IND) (Vote for 1)

15 ballots (0 over voted ballots, 0 overvotes, 5 blank voted), 48 registered voters, turnout 31.25%

Mark R Roberts	7	70.00%
Write-in	3	30.00%
Total	10	100.00%

US Representative, District 2 (REP) (Vote for 1)

129 ballots (0 over voted ballots, 0 overvotes, 8 blank voted), 228 registered voters, turnout 56.58%

Randy Pollock	2	1.65%
Greg Walden	100	82.64%
Paul J Romero Jr	17	14.05%
Write-in	2	1.65%
Total	121	100.00%

Governor (DEM) (Vote for 1)

189 ballots (0 over voted ballots, 0 overvotes, 11 blank voted), 322 registered voters, turnout 58.70%

Ed Jones	13	7.30%
Kate Brown	152	85.39%
Candace Neville	11	6.18%
Write-in	2	1.12%
Total	178	100.00%

Governor (IND) (Vote for 1)

15 ballots (0 over voted ballots, 0 overvotes, 5 blank voted), 48 registered voters, turnout 31.25%

Dan (Mr P) Pistoresi	0	0.00%
Skye J Allen	0	0.00%
Patrick Starnes	4	40.00%
Write-in	6	60.00%
Total	10	100.00%

Governor (REP) (Vote for 1)

129 ballots (0 over voted ballots, 0 overvotes, 12 blank voted), 228 registered voters, turnout 56.58%

Knute Buehler	38	32.48%
Keenan W Bohach	0	0.00%
Greg C Wooldridge	15	12.82%
Jon I Edwards III	0	0.00%
David W Stauffer	1	0.85%
Jeff Smith	0	0.00%
Jack W Tacy	0	0.00%
Brett Hyland	0	0.00%
Bruce Cuff	0	0.00%
Sam Carpenter	61	52.14%
Write-in	2	1.71%
Total	117	100.00%

State Senator, 26th District (DEM) (Vote for 1)

189 ballots (0 over voted ballots, 0 overvotes, 60 blank voted), 322 registered voters, turnout 58.70%

Chrissy Reitz	126	97.67%
Write-in	3	2.33%
Total	129	100.00%

State Senator, 26th District (IND) (Vote for 1)

15 ballots (0 over voted ballots, 0 overvotes, 9 blank voted), 48 registered voters, turnout 31.25%

Write-in	6	100.00%
Total	6	100.00%

State Senator, 26th District (REP) (Vote for 1)

129 ballots (0 over voted ballots, 0 overvotes, 24 blank voted), 228 registered voters, turnout 56.58%

Chuck Thomsen	103	98.10%
Write-in	2	1.90%

Hood River County Election Results by Precinct

May 15, 2018 - Primary Election

All Precincts, All Districts, All ScanStations, All Contests, All Boxes

Total Ballots Cast: 6072, Registered Voters: 14209, Overall Turnout: 42.73%

Page: 30 of 49

2018-06-01

12:46:14

Choice	Votes	Vote %
Total	105	100.00%

State Representative, 52nd District (DEM) (Vote for 1)

189 ballots (0 over voted ballots, 0 overvotes, 36 blank voted), 322 registered voters, turnout 58.70%

Aurora del Val	47	30.72%
Anna K Williams	106	69.28%
Write-in	0	0.00%
Total	153	100.00%

State Representative, 52nd District (IND) (Vote for 1)

15 ballots (0 over voted ballots, 0 overvotes, 9 blank voted), 48 registered voters, turnout 31.25%

Write-in	6	100.00%
Total	6	100.00%

State Representative, 52nd District (REP) (Vote for 1)

129 ballots (0 over voted ballots, 0 overvotes, 39 blank voted), 228 registered voters, turnout 56.58%

Jeff Helfrich	88	97.78%
Write-in	2	2.22%
Total	90	100.00%

Precinct Committeeperson, Precinct 10, Female, Democrat (DEM) (Vote for 2)

189 ballots (0 over voted ballots, 0 overvotes, 189 undervotes), 322 registered voters, turnout 58.70%

Jessica L Berty	97	51.32%
Sharon Guidera	91	48.15%
Write-in	1	0.53%
Write-in	0	0.00%
Total	189	100.00%

Precinct Committeeperson, Precinct 10, Male, Democrat (DEM) (Vote for 2)

189 ballots (0 over voted ballots, 0 overvotes, 273 undervotes), 322 registered voters, turnout 58.70%

Ldee Lorengel	93	88.57%
Write-in	10	9.52%
Write-in	2	1.90%
Total	105	100.00%

Precinct Committeeperson, Precinct 10, Female, Republican (REP) (Vote for 2)

129 ballots (0 over voted ballots, 0 overvotes, 255 undervotes), 228 registered voters, turnout 56.58%

Write-in	3	100.00%
Write-in	0	0.00%
Total	3	100.00%

Precinct Committeeperson, Precinct 10, Male, Republican (REP) (Vote for 2)

129 ballots (0 over voted ballots, 0 overvotes, 252 undervotes), 228 registered voters, turnout 56.58%

Write-in	6	100.00%
Write-in	0	0.00%
Total	6	100.00%

Commissioner of the Bureau of Labor and Industries (Vote for 1)

390 ballots (0 over voted ballots, 0 overvotes, 116 blank voted), 851 registered voters, turnout 45.83%

Lou Ogden	88	32.12%
Val Hoyle	151	55.11%
Jack Howard	29	10.58%
Write-in	6	2.19%
Total	274	100.00%

Judge of the Supreme Court, Position 3 (Vote for 1)

390 ballots (0 over voted ballots, 0 overvotes, 130 blank voted), 851 registered voters, turnout 45.83%

Van Pounds	64	24.62%
Meagan A Flynn	196	75.38%
Write-in	0	0.00%

Hood River County Election Results by Precinct

May 15, 2018 - Primary Election

All Precincts, All Districts, All ScanStations, All Contests, All Boxes

Total Ballots Cast: 6072, Registered Voters: 14209, Overall Turnout: 42.73%

Page: 31 of 49

2018-06-01

12:46:14

Choice	Votes	Vote %
Total	260	100.00%

Judge of the Supreme Court, Position 2 (Vote for 1)

390 ballots (0 over voted ballots, 0 overvotes, 176 blank voted), 851 registered voters, turnout 45.83%

Rebecca Duncan	210	98.13%
Write-in	4	1.87%
Total	214	100.00%

Judge of the Court of Appeals, Position 10 (Vote for 1)

390 ballots (0 over voted ballots, 0 overvotes, 142 blank voted), 851 registered voters, turnout 45.83%

Rex Armstrong	161	64.92%
Kyle L Krohn	83	33.47%
Write-in	4	1.61%
Total	248	100.00%

Judge of the Court of Appeals, Position 6 (Vote for 1)

390 ballots (0 over voted ballots, 0 overvotes, 192 blank voted), 851 registered voters, turnout 45.83%

James (Jim) C Egan	194	97.98%
Write-in	4	2.02%
Total	198	100.00%

Judge of the Court of Appeals, Position 9 (Vote for 1)

390 ballots (0 over voted ballots, 0 overvotes, 195 blank voted), 851 registered voters, turnout 45.83%

Erika Hadlock	191	97.95%
Write-in	4	2.05%
Total	195	100.00%

Judge of the Circuit Court, 7th District, Position 1 (Vote for 1)

390 ballots (0 over voted ballots, 0 overvotes, 185 blank voted), 851 registered voters, turnout 45.83%

John A Olson	200	97.56%
Write-in	5	2.44%
Total	205	100.00%

County Commissioner Chair (Vote for 1)

390 ballots (0 over voted ballots, 0 overvotes, 47 blank voted), 851 registered voters, turnout 45.83%

Mike Oates	243	70.85%
Rich McBride	97	28.28%
Write-in	3	0.87%
Total	343	100.00%

Measure 14-61 School Local Option (Vote for 1)

390 ballots (0 over voted ballots, 0 overvotes, 26 blank voted), 851 registered voters, turnout 45.83%

Yes	240	65.93%
No	124	34.07%
Total	364	100.00%

Precinct 11

US Representative, District 2 (DEM) (Vote for 1)

193 ballots (1 over voted ballots, 1 overvotes, 23 blank voted), 370 registered voters, turnout 52.16%

Eric Burnette	5	2.96%
Michael Byrne	74	43.79%
Tim S White	4	2.37%
Raz Mason	8	4.73%
Jamie McLeod-Skinner	34	20.12%
James (Jim) Crary	14	8.28%
Jen (Jenni) Neahring	30	17.75%
Write-in	0	0.00%
Total	169	100.00%

Hood River County Election Results by Precinct

May 15, 2018 - Primary Election

All Precincts, All Districts, All ScanStations, All Contests, All Boxes

Total Ballots Cast: 6072, Registered Voters: 14209, Overall Turnout: 42.73%

Page: 32 of 49

2018-06-01

12:46:14

Choice	Votes	Vote %
US Representative, District 2 (IND) (Vote for 1)		
18 ballots (0 over voted ballots, 0 overvotes, 6 blank voted), 46 registered voters, turnout 39.13%		
Mark R Roberts	7	58.33%
Write-in	5	41.67%
Total	12	100.00%

US Representative, District 2 (REP) (Vote for 1)**150 ballots (1 over voted ballots, 1 overvotes, 7 blank voted), 254 registered voters, turnout 59.06%**

Randy Pollock	5	3.52%
Greg Walden	121	85.21%
Paul J Romero Jr	14	9.86%
Write-in	2	1.41%
Total	142	100.00%

Governor (DEM) (Vote for 1)**193 ballots (0 over voted ballots, 0 overvotes, 11 blank voted), 370 registered voters, turnout 52.16%**

Ed Jones	18	9.89%
Kate Brown	151	82.97%
Candace Neville	11	6.04%
Write-in	2	1.10%
Total	182	100.00%

Governor (IND) (Vote for 1)**18 ballots (0 over voted ballots, 0 overvotes, 2 blank voted), 46 registered voters, turnout 39.13%**

Dan (Mr P) Pistoiresi	5	31.25%
Skye J Allen	1	6.25%
Patrick Stames	5	31.25%
Write-in	5	31.25%
Total	16	100.00%

Governor (REP) (Vote for 1)**150 ballots (0 over voted ballots, 0 overvotes, 8 blank voted), 254 registered voters, turnout 59.06%**

Knute Buehler	67	47.18%
Keenan W Bohach	1	0.70%
Greg C Wooldridge	17	11.97%
Jon I Edwards III	0	0.00%
David W Stauffer	0	0.00%
Jeff Smith	0	0.00%
Jack W Tacy	0	0.00%
Brett Hyland	0	0.00%
Bruce Cuff	0	0.00%
Sam Carpenter	55	38.73%
Write-in	2	1.41%
Total	142	100.00%

State Senator, 26th District (DEM) (Vote for 1)**193 ballots (0 over voted ballots, 0 overvotes, 62 blank voted), 370 registered voters, turnout 52.16%**

Chrissy Reitz	131	100.00%
Write-in	0	0.00%
Total	131	100.00%

State Senator, 26th District (IND) (Vote for 1)**18 ballots (0 over voted ballots, 0 overvotes, 9 blank voted), 46 registered voters, turnout 39.13%**

Write-in	9	100.00%
Total	9	100.00%

State Senator, 26th District (REP) (Vote for 1)**150 ballots (0 over voted ballots, 0 overvotes, 23 blank voted), 254 registered voters, turnout 59.06%**

Chuck Thomsen	124	97.64%
Write-in	3	2.36%

Hood River County Election Results by Precinct

May 15, 2018 - Primary Election

All Precincts, All Districts, All ScanStations, All Contests, All Boxes

Total Ballots Cast: 6072, Registered Voters: 14209, Overall Turnout: 42.73%

Page: 33 of 49

2018-06-01

12:46:14

Choice	Votes	Vote %
Total	127	100.00%

State Representative, 52nd District (DEM) (Vote for 1)

193 ballots (0 over voted ballots, 0 overvotes, 41 blank voted), 370 registered voters, turnout 52.16%

Aurora del Val	48	31.58%
Anna K Williams	103	67.76%
Write-in	1	0.66%
Total	152	100.00%

State Representative, 52nd District (IND) (Vote for 1)

18 ballots (0 over voted ballots, 0 overvotes, 13 blank voted), 46 registered voters, turnout 39.13%

Write-in	5	100.00%
Total	5	100.00%

State Representative, 52nd District (REP) (Vote for 1)

150 ballots (0 over voted ballots, 0 overvotes, 51 blank voted), 254 registered voters, turnout 59.06%

Jeff Helfrich	98	98.99%
Write-in	1	1.01%
Total	99	100.00%

Precinct Committeeperson, Precinct 11, Female, Democrat (DEM) (Vote for 2)

193 ballots (0 over voted ballots, 0 overvotes, 194 undervotes), 370 registered voters, turnout 52.16%

Martha R Verduzco	99	51.56%
Tracie Homung	93	48.44%
Write-in	0	0.00%
Write-in	0	0.00%
Total	192	100.00%

Precinct Committeeperson, Precinct 11, Male, Democrat (DEM) (Vote for 2)

193 ballots (0 over voted ballots, 0 overvotes, 365 undervotes), 370 registered voters, turnout 52.16%

Write-in	15	71.43%
Write-in	6	28.57%
Total	21	100.00%

Precinct Committeeperson, Precinct 11, Female, Republican (REP) (Vote for 2)

150 ballots (0 over voted ballots, 0 overvotes, 299 undervotes), 254 registered voters, turnout 59.06%

Write-in	1	100.00%
Write-in	0	0.00%
Total	1	100.00%

Precinct Committeeperson, Precinct 11, Male, Republican (REP) (Vote for 2)

150 ballots (0 over voted ballots, 0 overvotes, 294 undervotes), 254 registered voters, turnout 59.06%

Write-in	6	100.00%
Write-in	0	0.00%
Total	6	100.00%

Commissioner of the Bureau of Labor and Industries (Vote for 1)

435 ballots (0 over voted ballots, 0 overvotes, 133 blank voted), 1023 registered voters, turnout 42.52%

Lou Ogden	113	37.42%
Val Hoyle	152	50.33%
Jack Howard	38	11.92%
Write-in	1	0.33%
Total	302	100.00%

Judge of the Supreme Court, Position 3 (Vote for 1)

435 ballots (0 over voted ballots, 0 overvotes, 125 blank voted), 1023 registered voters, turnout 42.52%

Van Pounds	76	24.52%
Meagan A Flynn	234	75.48%
Write-in	0	0.00%

Hood River County Election Results by Precinct
May 15, 2018 - Primary Election
All Precincts, All Districts, All ScanStations, All Contests, All Boxes
Total Ballots Cast: 6072, Registered Voters: 14209, Overall Turnout: 42.73%

Page: 34 of 49
2018-06-01
12:46:14

Choice	Votes	Vote %
Total	310	100.00%

Judge of the Supreme Court, Position 2 (Vote for 1)

435 ballots (0 over voted ballots, 0 overvotes, 183 blank voted), 1023 registered voters, turnout 42.52%

Rebecca Duncan	252	100.00%
Write-in	0	0.00%
Total	252	100.00%

Judge of the Court of Appeals, Position 10 (Vote for 1)

435 ballots (0 over voted ballots, 0 overvotes, 148 blank voted), 1023 registered voters, turnout 42.52%

Rex Armstrong	193	67.25%
Kyle L Krohn	93	32.40%
Write-in	1	0.35%
Total	287	100.00%

Judge of the Court of Appeals, Position 6 (Vote for 1)

435 ballots (0 over voted ballots, 0 overvotes, 191 blank voted), 1023 registered voters, turnout 42.52%

James (Jim) C Egan	243	99.59%
Write-in	1	0.41%
Total	244	100.00%

Judge of the Court of Appeals, Position 9 (Vote for 1)

435 ballots (0 over voted ballots, 0 overvotes, 209 blank voted), 1023 registered voters, turnout 42.52%

Erika Hadlock	226	100.00%
Write-in	0	0.00%
Total	226	100.00%

Judge of the Circuit Court, 7th District, Position 1 (Vote for 1)

435 ballots (0 over voted ballots, 0 overvotes, 196 blank voted), 1023 registered voters, turnout 42.52%

John A Olson	238	99.58%
Write-in	1	0.42%
Total	239	100.00%

County Commissioner Chair (Vote for 1)

435 ballots (0 over voted ballots, 0 overvotes, 49 blank voted), 1023 registered voters, turnout 42.52%

Mike Oates	291	75.39%
Rich McBride	95	24.61%
Write-in	0	0.00%
Total	386	100.00%

Measure 14-61 School Local Option (Vote for 1)

435 ballots (0 over voted ballots, 0 overvotes, 27 blank voted), 1023 registered voters, turnout 42.52%

Yes	270	66.18%
No	138	33.82%
Total	408	100.00%

Precinct 12

US Representative, District 2 (DEM) (Vote for 1)

107 ballots (0 over voted ballots, 0 overvotes, 20 blank voted), 250 registered voters, turnout 42.80%

Eric Burnette	13	14.94%
Michael Byrne	5	5.75%
Tim S White	7	8.05%
Raz Mason	7	8.05%
Jamie McLeod-Skinner	25	28.74%
James (Jim) Crary	12	13.79%
Jen (Jenni) Neahring	15	17.24%
Write-in	3	3.45%
Total	87	100.00%

Hood River County Election Results by Precinct

Page: 35 of 49

May 15, 2018 - Primary Election

2018-06-01

All Precincts, All Districts, All ScanStations, All Contests, All Boxes

12:46:14

Total Ballots Cast: 6072, Registered Voters: 14209, Overall Turnout: 42.73%

Choice	Votes	Vote %
US Representative, District 2 (IND) (Vote for 1)		
12 ballots (0 over voted ballots, 0 overvotes, 6 blank voted), 47 registered voters, turnout 25.53%		
Mark R Roberts	2	33.33%
Write-In	4	66.67%
Total	6	100.00%
US Representative, District 2 (REP) (Vote for 1)		
97 ballots (0 over voted ballots, 0 overvotes, 11 blank voted), 176 registered voters, turnout 55.11%		
Randy Pollock	9	10.47%
Greg Walden	67	77.91%
Paul J Romero Jr	10	11.63%
Write-in	0	0.00%
Total	86	100.00%
Governor (DEM) (Vote for 1)		
107 ballots (0 over voted ballots, 0 overvotes, 9 blank voted), 250 registered voters, turnout 42.80%		
Ed Jones	16	16.33%
Kate Brown	61	62.24%
Candace Neville	14	14.29%
Write-in	7	7.14%
Total	98	100.00%
Governor (IND) (Vote for 1)		
12 ballots (0 over voted ballots, 0 overvotes, 4 blank voted), 47 registered voters, turnout 25.53%		
Dan (Mr P) Pistoressi	0	0.00%
Skye J Allen	1	12.50%
Patrick Starnes	0	0.00%
Write-in	7	87.50%
Total	8	100.00%
Governor (REP) (Vote for 1)		
97 ballots (0 over voted ballots, 0 overvotes, 5 blank voted), 176 registered voters, turnout 55.11%		
Knute Buehler	35	38.04%
Keenan W Bohach	0	0.00%
Greg C Wooldridge	18	19.57%
Jon I Edwards III	0	0.00%
David W Stauffer	1	1.09%
Jeff Smith	0	0.00%
Jack W Tacy	0	0.00%
Brett Hyland	0	0.00%
Bruce Cuff	2	2.17%
Sam Carpenter	36	39.13%
Write-in	0	0.00%
Total	92	100.00%
State Senator, 26th District (DEM) (Vote for 1)		
107 ballots (0 over voted ballots, 0 overvotes, 36 blank voted), 250 registered voters, turnout 42.80%		
Chrissy Reitz	67	94.37%
Write-in	4	5.63%
Total	71	100.00%
State Senator, 26th District (IND) (Vote for 1)		
12 ballots (0 over voted ballots, 0 overvotes, 9 blank voted), 47 registered voters, turnout 25.53%		
Write-in	3	100.00%
Total	3	100.00%
State Senator, 26th District (REP) (Vote for 1)		
97 ballots (0 over voted ballots, 0 overvotes, 23 blank voted), 176 registered voters, turnout 55.11%		
Chuck Thomsen	72	97.30%
Write-in	2	2.70%

Hood River County Election Results by Precinct

May 15, 2018 - Primary Election

All Precincts, All Districts, All ScanStations, All Contests, All Boxes

Total Ballots Cast: 6072, Registered Voters: 14209, Overall Turnout: 42.73%

Page: 36 of 49

2018-06-01

12:46:14

Choice	Votes	Vote %
Total	74	100.00%

State Representative, 52nd District (DEM) (Vote for 1)

107 ballots (0 over voted ballots, 0 overvotes, 20 blank voted), 250 registered voters, turnout 42.80%

Aurora del Val	21	24.14%
Anna K Williams	55	63.22%
Write-in	11	12.64%
Total	87	100.00%

State Representative, 52nd District (IND) (Vote for 1)

12 ballots (0 over voted ballots, 0 overvotes, 4 blank voted), 47 registered voters, turnout 25.53%

Write-in	8	100.00%
Total	8	100.00%

State Representative, 52nd District (REP) (Vote for 1)

97 ballots (0 over voted ballots, 0 overvotes, 26 blank voted), 176 registered voters, turnout 55.11%

Jeff Helfrich	69	97.18%
Write-in	2	2.82%
Total	71	100.00%

Precinct Committeeperson, Precinct 12, Female, Democrat (DEM) (Vote for 2)

107 ballots (0 over voted ballots, 0 overvotes, 142 undervotes), 250 registered voters, turnout 42.80%

Patricia L Verduzco	69	95.83%
Write-in	3	4.17%
Write-in	0	0.00%
Total	72	100.00%

Precinct Committeeperson, Precinct 12, Male, Democrat (DEM) (Vote for 2)

107 ballots (0 over voted ballots, 0 overvotes, 146 undervotes), 250 registered voters, turnout 42.80%

Samuel Murillo	64	94.12%
Write-in	4	5.88%
Write-in	0	0.00%
Total	68	100.00%

Precinct Committeeperson, Precinct 12, Female, Republican (REP) (Vote for 2)

97 ballots (0 over voted ballots, 0 overvotes, 193 undervotes), 176 registered voters, turnout 55.11%

Write-in	1	100.00%
Write-in	0	0.00%
Total	1	100.00%

Precinct Committeeperson, Precinct 12, Male, Republican (REP) (Vote for 2)

97 ballots (0 over voted ballots, 0 overvotes, 194 undervotes), 176 registered voters, turnout 55.11%

Write-in	0	0.00%
Write-in	0	0.00%
Total	0	0.00%

Commissioner of the Bureau of Labor and Industries (Vote for 1)

264 ballots (0 over voted ballots, 0 overvotes, 63 blank voted), 818 registered voters, turnout 32.27%

Lou Ogden	76	37.81%
Val Hoyle	87	43.28%
Jack Howard	38	18.91%
Write-in	0	0.00%
Total	201	100.00%

Judge of the Supreme Court, Position 3 (Vote for 1)

264 ballots (1 over voted ballots, 1 overvotes, 65 blank voted), 818 registered voters, turnout 32.27%

Van Pounds	67	33.84%
Meagan A Flynn	131	66.16%
Write-in	0	0.00%

Hood River County Election Results by Precinct

May 15, 2018 - Primary Election

All Precincts, All Districts, All ScanStations, All Contests, All Boxes

Total Ballots Cast: 6072, Registered Voters: 14209, Overall Turnout: 42.73%

Page: 37 of 49

2018-06-01

12:46:14

Choice	Votes	Vote %
Total	198	100.00%

Judge of the Supreme Court, Position 2 (Vote for 1)

264 ballots (0 over voted ballots, 0 overvotes, 112 blank voted), 818 registered voters, turnout 32.27%

Rebecca Duncan	150	98.68%
Write-in	2	1.32%
Total	152	100.00%

Judge of the Court of Appeals, Position 10 (Vote for 1)

264 ballots (0 over voted ballots, 0 overvotes, 75 blank voted), 818 registered voters, turnout 32.27%

Rex Armstrong	107	56.61%
Kyle L Krohn	81	42.86%
Write-in	1	0.53%
Total	189	100.00%

Judge of the Court of Appeals, Position 6 (Vote for 1)

264 ballots (0 over voted ballots, 0 overvotes, 116 blank voted), 818 registered voters, turnout 32.27%

James (Jim) C Egan	147	99.32%
Write-in	1	0.68%
Total	148	100.00%

Judge of the Court of Appeals, Position 9 (Vote for 1)

264 ballots (0 over voted ballots, 0 overvotes, 121 blank voted), 818 registered voters, turnout 32.27%

Erika Hadlock	142	99.30%
Write-in	1	0.70%
Total	143	100.00%

Judge of the Circuit Court, 7th District, Position 1 (Vote for 1)

264 ballots (0 over voted ballots, 0 overvotes, 115 blank voted), 818 registered voters, turnout 32.27%

John A Olson	148	99.33%
Write-in	1	0.67%
Total	149	100.00%

County Commissioner Chair (Vote for 1)

264 ballots (0 over voted ballots, 0 overvotes, 59 blank voted), 818 registered voters, turnout 32.27%

Mike Oates	133	64.88%
Rich McBride	71	34.63%
Write-in	1	0.49%
Total	205	100.00%

County Commissioner District 1 (Vote for 1)

264 ballots (0 over voted ballots, 0 overvotes, 113 blank voted), 818 registered voters, turnout 32.27%

Karen Joplin	148	98.01%
Write-in	3	1.99%
Total	151	100.00%

Measure 14-61 School Local Option (Vote for 1)

264 ballots (0 over voted ballots, 0 overvotes, 21 blank voted), 818 registered voters, turnout 32.27%

Yes	124	51.03%
No	119	48.97%
Total	243	100.00%

Precinct 13

US Representative, District 2 (DEM) (Vote for 1)

151 ballots (2 over voted ballots, 2 overvotes, 34 blank voted), 425 registered voters, turnout 35.53%

Eric Burnette	11	9.57%
Michael Byrne	22	19.13%
Tim S White	8	6.96%
Raz Mason	5	4.35%
Jamie McLeod-Skinner	20	17.39%

Hood River County Election Results by Precinct

May 15, 2018 - Primary Election

All Precincts, All Districts, All ScanStations, All Contests, All Boxes

Total Ballots Cast: 6072, Registered Voters: 14209, Overall Turnout: 42.73%

Page: 38 of 49

2018-06-01

12:46:14

Choice	Votes	Vote %
James (Jim) Crary	19	16.52%
Jen (Jenni) Neahring	29	25.22%
Write-in	1	0.87%
Total	115	100.00%

US Representative, District 2 (IND) (Vote for 1)

6 ballots (0 over voted ballots, 0 overvotes, 1 blank voted), 34 registered voters, turnout 17.65%

Mark R Roberts	3	60.00%
Write-in	2	40.00%
Total	5	100.00%

US Representative, District 2 (REP) (Vote for 1)

132 ballots (0 over voted ballots, 0 overvotes, 10 blank voted), 255 registered voters, turnout 51.76%

Randy Pollock	5	4.10%
Greg Walden	101	82.79%
Paul J Romero Jr	15	12.30%
Write-in	1	0.82%
Total	122	100.00%

Governor (DEM) (Vote for 1)

151 ballots (0 over voted ballots, 0 overvotes, 5 blank voted), 425 registered voters, turnout 35.53%

Ed Jones	14	9.59%
Kate Brown	119	81.51%
Candace Neville	10	6.85%
Write-in	3	2.05%
Total	146	100.00%

Governor (IND) (Vote for 1)

6 ballots (0 over voted ballots, 0 overvotes, 1 blank voted), 34 registered voters, turnout 17.65%

Dan (Mr P) Pistoressi	0	0.00%
Skye J Allen	2	40.00%
Patrick Starnes	2	40.00%
Write-in	1	20.00%
Total	5	100.00%

Governor (REP) (Vote for 1)

132 ballots (0 over voted ballots, 0 overvotes, 11 blank voted), 255 registered voters, turnout 51.76%

Knute Buehler	48	39.67%
Keenan W Bohach	1	0.83%
Greg C Wooldridge	13	10.74%
Jon I Edwards III	1	0.83%
David W Stauffer	2	1.65%
Jeff Smith	4	3.31%
Jack W Tacy	0	0.00%
Brett Hyland	1	0.83%
Bruce Cuff	1	0.83%
Sam Carpenter	48	39.67%
Write-in	2	1.65%
Total	121	100.00%

State Senator, 26th District (DEM) (Vote for 1)

151 ballots (0 over voted ballots, 0 overvotes, 48 blank voted), 425 registered voters, turnout 35.53%

Chrissy Reitz	102	99.03%
Write-in	1	0.97%
Total	103	100.00%

State Senator, 26th District (IND) (Vote for 1)

6 ballots (0 over voted ballots, 0 overvotes, 4 blank voted), 34 registered voters, turnout 17.65%

Write-in	2	100.00%
Total	2	100.00%

Hood River County Election Results by Precinct

May 15, 2018 - Primary Election

All Precincts, All Districts, All ScanStations, All Contests, All Boxes

Total Ballots Cast: 6072, Registered Voters: 14209, Overall Turnout: 42.73%

Page: 39 of 49

2018-06-01

12:46:14

Choice	Votes	Vote %
--------	-------	--------

State Senator, 26th District (REP) (Vote for 1)

132 ballots (0 over voted ballots, 0 overvotes, 15 blank voted), 255 registered voters, turnout 51.76%

Chuck Thomsen	116	99.15%
Write-in	1	0.85%
Total	117	100.00%

State Representative, 52nd District (DEM) (Vote for 1)

151 ballots (0 over voted ballots, 0 overvotes, 25 blank voted), 425 registered voters, turnout 35.53%

Aurora del Val	21	16.67%
Anna K Williams	104	82.54%
Write-in	1	0.79%
Total	126	100.00%

State Representative, 52nd District (IND) (Vote for 1)

6 ballots (0 over voted ballots, 0 overvotes, 5 blank voted), 34 registered voters, turnout 17.65%

Write-in	1	100.00%
Total	1	100.00%

State Representative, 52nd District (REP) (Vote for 1)

132 ballots (0 over voted ballots, 0 overvotes, 33 blank voted), 255 registered voters, turnout 51.76%

Jeff Helfrich	98	98.99%
Write-in	1	1.01%
Total	99	100.00%

Precinct Committeeperson, Precinct 13, Female, Democrat (DEM) (Vote for 2)

151 ballots (0 over voted ballots, 0 overvotes, 298 undervotes), 425 registered voters, turnout 35.53%

Write-in	4	100.00%
Write-in	0	0.00%
Total	4	100.00%

Precinct Committeeperson, Precinct 13, Male, Democrat (DEM) (Vote for 2)

151 ballots (0 over voted ballots, 0 overvotes, 217 undervotes), 425 registered voters, turnout 35.53%

Daniel Vazquez	85	100.00%
Write-in	0	0.00%
Write-in	0	0.00%
Total	85	100.00%

Precinct Committeeperson, Precinct 13, Female, Republican (REP) (Vote for 2)

132 ballots (0 over voted ballots, 0 overvotes, 176 undervotes), 255 registered voters, turnout 51.76%

Keely Kopetz	85	96.59%
Write-in	2	2.27%
Write-in	1	1.14%
Total	88	100.00%

Precinct Committeeperson, Precinct 13, Male, Republican (REP) (Vote for 2)

132 ballots (0 over voted ballots, 0 overvotes, 256 undervotes), 255 registered voters, turnout 51.76%

Write-in	6	75.00%
Write-in	2	25.00%
Total	8	100.00%

Commissioner of the Bureau of Labor and Industries (Vote for 1)

332 ballots (0 over voted ballots, 0 overvotes, 83 blank voted), 1146 registered voters, turnout 28.97%

Lou Ogden	94	37.75%
Val Hoyle	109	43.78%
Jack Howard	46	18.47%
Write-in	0	0.00%
Total	249	100.00%

Hood River County Election Results by Precinct
May 15, 2018 - Primary Election
All Precincts, All Districts, All ScanStations, All Contests, All Boxes
Total Ballots Cast: 6072, Registered Voters: 14209, Overall Turnout: 42.73%

Page: 40 of 49
2018-06-01
12:46:14

Choice	Votes	Vote %
--------	-------	--------

Judge of the Supreme Court, Position 3 (Vote for 1)

332 ballots (0 over voted ballots, 0 overvotes, 87 blank voted), 1146 registered voters, turnout 28.97%

Van Pounds	46	18.78%
Meagan A Flynn	198	80.82%
Write-in	1	0.41%
Total	245	100.00%

Judge of the Supreme Court, Position 2 (Vote for 1)

332 ballots (0 over voted ballots, 0 overvotes, 120 blank voted), 1146 registered voters, turnout 28.97%

Rebecca Duncan	210	99.06%
Write-in	2	0.94%
Total	212	100.00%

Judge of the Court of Appeals, Position 10 (Vote for 1)

332 ballots (0 over voted ballots, 0 overvotes, 103 blank voted), 1146 registered voters, turnout 28.97%

Rex Armstrong	158	69.00%
Kyle L Krohn	70	30.57%
Write-in	1	0.44%
Total	229	100.00%

Judge of the Court of Appeals, Position 6 (Vote for 1)

332 ballots (0 over voted ballots, 0 overvotes, 131 blank voted), 1146 registered voters, turnout 28.97%

James (Jim) C Egan	199	99.00%
Write-in	2	1.00%
Total	201	100.00%

Judge of the Court of Appeals, Position 9 (Vote for 1)

332 ballots (0 over voted ballots, 0 overvotes, 140 blank voted), 1146 registered voters, turnout 28.97%

Erika Hadlock	191	99.48%
Write-in	1	0.52%
Total	192	100.00%

Judge of the Circuit Court, 7th District, Position 1 (Vote for 1)

332 ballots (0 over voted ballots, 0 overvotes, 125 blank voted), 1146 registered voters, turnout 28.97%

John A Olson	205	99.03%
Write-in	2	0.97%
Total	207	100.00%

County Commissioner Chair (Vote for 1)

332 ballots (0 over voted ballots, 0 overvotes, 30 blank voted), 1146 registered voters, turnout 28.97%

Mike Oates	243	80.46%
Rich McBride	58	19.21%
Write-in	1	0.33%
Total	302	100.00%

County Commissioner District 3 (Vote for 1)

228 ballots (0 over voted ballots, 0 overvotes, 69 blank voted), 891 registered voters, turnout 25.59%

Bob Benton	155	97.48%
Write-in	4	2.52%
Total	159	100.00%

Measure 14-61 School Local Option (Vote for 1)

332 ballots (0 over voted ballots, 0 overvotes, 19 blank voted), 1146 registered voters, turnout 28.97%

Yes	207	66.13%
No	106	33.87%
Total	313	100.00%

All Precincts

Hood River County Election Results by Precinct

May 15, 2018 - Primary Election

All Precincts, All Districts, All ScanStations, All Contests, All Boxes

Total Ballots Cast: 6072, Registered Voters: 14209, Overall Turnout: 42.73%

Page: 41 of 49

2018-06-01

12:46:14

Choice	Votes	Vote %
US Representative, District 2 (DEM) (Vote for 1)		
3086 ballots (13 over voted ballots, 13 overvotes, 462 blank voted), 5753 registered voters, turnout 53.64%		
Eric Burnette	206	7.89%
Michael Byrne	384	14.71%
Tim S White	118	4.52%
Raz Mason	150	5.74%
Jamie McLeod-Skinner	864	33.09%
James (Jim) Crary	241	9.23%
Jen (Jenni) Neahring	627	24.01%
Write-in	21	0.80%
Total	2611	100.00%

US Representative, District 2 (IND) (Vote for 1)

225 ballots (0 over voted ballots, 0 overvotes, 94 blank voted), 639 registered voters, turnout 35.21%

Mark R Roberts	66	50.38%
Write-in	65	49.62%
Total	131	100.00%

US Representative, District 2 (REP) (Vote for 1)

1749 ballots (1 over voted ballots, 1 overvotes, 128 blank voted), 3033 registered voters, turnout 57.67%

Randy Pollock	83	5.12%
Greg Walden	1346	83.09%
Paul J Romero Jr	178	10.99%
Write-in	13	0.80%
Total	1620	100.00%

Governor (DEM) (Vote for 1)

3086 ballots (0 over voted ballots, 0 overvotes, 191 blank voted), 5753 registered voters, turnout 53.64%

Ed Jones	176	6.08%
Kate Brown	2528	87.32%
Candace Neville	143	4.94%
Write-in	48	1.66%
Total	2895	100.00%

Governor (IND) (Vote for 1)

225 ballots (0 over voted ballots, 0 overvotes, 67 blank voted), 639 registered voters, turnout 35.21%

Dan (Mr P) Pistoiesi	7	4.43%
Skye J Allen	11	6.96%
Patrick Starnes	36	22.78%
Write-in	104	65.82%
Total	158	100.00%

Governor (REP) (Vote for 1)

1749 ballots (0 over voted ballots, 0 overvotes, 133 blank voted), 3033 registered voters, turnout 57.67%

Knute Buehler	697	43.13%
Keenan W Bohach	4	0.25%
Greg C Wooldridge	222	13.74%
Jon I Edwards III	4	0.25%
David W Stauffer	11	0.68%
Jeff Smith	23	1.42%
Jack W Tacy	1	0.06%
Brett Hyland	5	0.31%
Bruce Cuff	12	0.74%
Sam Carpenter	620	38.37%
Write-in	17	1.05%
Total	1616	100.00%

State Senator, 26th District (DEM) (Vote for 1)

3086 ballots (0 over voted ballots, 0 overvotes, 854 blank voted), 5753 registered voters, turnout 53.64%

Chrissy Reitz	2201	98.61%
Write-in	31	1.39%

Hood River County Election Results by Precinct
May 15, 2018 - Primary Election
All Precincts, All Districts, All ScanStations, All Contests, All Boxes
Total Ballots Cast: 6072, Registered Voters: 14209, Overall Turnout: 42.73%

Page: 42 of 49
2018-06-01
12:46:14

Choice	Votes	Vote %
Total	2232	100.00%

State Senator, 26th District (IND) (Vote for 1)

225 ballots (0 over voted ballots, 0 overvotes, 115 blank voted), 639 registered voters, turnout 35.21%

Write-in	110	100.00%
Total	110	100.00%

State Senator, 26th District (REP) (Vote for 1)

1749 ballots (0 over voted ballots, 0 overvotes, 270 blank voted), 3033 registered voters, turnout 57.67%

Chuck Thomsen	1458	98.58%
Write-in	21	1.42%
Total	1479	100.00%

State Representative, 52nd District (DEM) (Vote for 1)

3086 ballots (0 over voted ballots, 0 overvotes, 457 blank voted), 5753 registered voters, turnout 53.64%

Aurora del Val	450	17.12%
Anna K Williams	2152	81.86%
Write-in	27	1.03%
Total	2629	100.00%

State Representative, 52nd District (IND) (Vote for 1)

225 ballots (0 over voted ballots, 0 overvotes, 132 blank voted), 639 registered voters, turnout 35.21%

Write-in	93	100.00%
Total	93	100.00%

State Representative, 52nd District (REP) (Vote for 1)

1749 ballots (0 over voted ballots, 0 overvotes, 482 blank voted), 3033 registered voters, turnout 57.67%

Jeff Helfrich	1244	98.18%
Write-in	23	1.82%
Total	1267	100.00%

Precinct Committeeperson, Precinct 01, Female, Democrat (DEM) (Vote for 3)

472 ballots (0 over voted ballots, 0 overvotes, 1075 undervotes), 808 registered voters, turnout 58.42%

Lara Dunn	319	93.55%
Write-in	15	4.40%
Write-in	7	2.05%
Write-in	0	0.00%
Total	341	100.00%

Precinct Committeeperson, Precinct 01, Male, Democrat (DEM) (Vote for 3)

472 ballots (0 over voted ballots, 0 overvotes, 918 undervotes), 808 registered voters, turnout 58.42%

Nathan Saller	229	45.98%
Tim Counihan	258	51.81%
Write-in	10	2.01%
Write-in	1	0.20%
Write-in	0	0.00%
Total	498	100.00%

Precinct Committeeperson, Precinct 01, Female, Republican (REP) (Vote for 3)

147 ballots (0 over voted ballots, 0 overvotes, 291 undervotes), 268 registered voters, turnout 54.85%

Louise Reisner	78	52.00%
Charlene S Folkert	67	44.67%
Write-in	4	2.67%
Write-in	1	0.67%
Write-in	0	0.00%
Total	150	100.00%

Precinct Committeeperson, Precinct 01, Male, Republican (REP) (Vote for 3)

147 ballots (0 over voted ballots, 0 overvotes, 349 undervotes), 268 registered voters, turnout 54.85%

Kenneth Ebi	85	92.39%
-------------	----	--------

Hood River County Election Results by Precinct

May 15, 2018 - Primary Election

All Precincts, All Districts, All ScanStations, All Contests, All Boxes

Total Ballots Cast: 6072, Registered Voters: 14209, Overall Turnout: 42.73%

Page: 43 of 49

2018-06-01

12:46:14

Choice	Votes	Vote %
Write-in	4	4.35%
Write-in	2	2.17%
Write-in	1	1.09%
Total	92	100.00%

Precinct Committeeperson, Precinct 02, Female, Democrat (DEM) (Vote for 4)

497 ballots (1 over voted ballots, 4 overvotes, 1609 undervotes), 953 registered voters, turnout 52.15%

Anna Williams	368	98.13%
Write-in	4	1.07%
Write-in	2	0.53%
Write-in	1	0.27%
Write-in	0	0.00%
Total	375	100.00%

Precinct Committeeperson, Precinct 02, Male, Democrat (DEM) (Vote for 4)

497 ballots (0 over voted ballots, 0 overvotes, 1965 undervotes), 953 registered voters, turnout 52.15%

Write-in	15	65.22%
Write-in	4	17.39%
Write-in	2	8.70%
Write-in	2	8.70%
Total	23	100.00%

Precinct Committeeperson, Precinct 02, Female, Republican (REP) (Vote for 4)

232 ballots (0 over voted ballots, 0 overvotes, 918 undervotes), 395 registered voters, turnout 58.73%

Write-in	6	60.00%
Write-in	2	20.00%
Write-in	1	10.00%
Write-in	1	10.00%
Total	10	100.00%

Precinct Committeeperson, Precinct 02, Male, Republican (REP) (Vote for 4)

232 ballots (0 over voted ballots, 0 overvotes, 810 undervotes), 395 registered voters, turnout 58.73%

Donald Rose	111	94.07%
Write-in	3	2.54%
Write-in	2	1.69%
Write-in	1	0.85%
Write-in	1	0.85%
Total	118	100.00%

Precinct Committeeperson, Precinct 03, Female, Democrat (DEM) (Vote for 2)

213 ballots (0 over voted ballots, 0 overvotes, 296 undervotes), 439 registered voters, turnout 48.52%

Bridget Bailey	126	96.92%
Write-in	4	3.08%
Write-in	0	0.00%
Total	130	100.00%

Precinct Committeeperson, Precinct 03, Male, Democrat (DEM) (Vote for 2)

213 ballots (0 over voted ballots, 0 overvotes, 419 undervotes), 439 registered voters, turnout 48.52%

Write-in	6	85.71%
Write-in	1	14.29%
Total	7	100.00%

Precinct Committeeperson, Precinct 03, Female, Republican (REP) (Vote for 2)

63 ballots (0 over voted ballots, 0 overvotes, 121 undervotes), 134 registered voters, turnout 47.01%

Write-in	3	60.00%
Write-in	2	40.00%
Total	5	100.00%

Precinct Committeeperson, Precinct 03, Male, Republican (REP) (Vote for 2)

63 ballots (0 over voted ballots, 0 overvotes, 87 undervotes), 134 registered voters, turnout 47.01%

Rick Larson	38	97.44%
-------------	----	--------

Hood River County Election Results by Precinct
May 15, 2018 - Primary Election
All Precincts, All Districts, All ScanStations, All Contests, All Boxes
Total Ballots Cast: 6072, Registered Voters: 14209, Overall Turnout: 42.73%

Page: 44 of 49
2018-06-01
12:46:14

Choice	Votes	Vote %
Write-in	1	2.56%
Write-in	0	0.00%
Total	39	100.00%

Precinct Committeeperson, Precinct 04, Female, Democrat (DEM) (Vote for 4)

514 ballots (0 over voted ballots, 0 overvotes, 2037 undervotes), 787 registered voters, turnout 65.31%

Write-in	17	89.47%
Write-in	2	10.53%
Write-in	0	0.00%
Write-in	0	0.00%
Total	19	100.00%

Precinct Committeeperson, Precinct 04, Male, Democrat (DEM) (Vote for 4)

514 ballots (0 over voted ballots, 0 overvotes, 2041 undervotes), 787 registered voters, turnout 65.31%

Write-in	12	80.00%
Write-in	1	6.67%
Write-in	1	6.67%
Write-in	1	6.67%
Total	15	100.00%

Precinct Committeeperson, Precinct 04, Female, Republican (REP) (Vote for 4)

232 ballots (0 over voted ballots, 0 overvotes, 766 undervotes), 364 registered voters, turnout 63.74%

Kris Wilhelm	161	99.38%
Write-in	1	0.62%
Write-in	0	0.00%
Write-in	0	0.00%
Write-in	0	0.00%
Total	162	100.00%

Precinct Committeeperson, Precinct 04, Male, Republican (REP) (Vote for 4)

232 ballots (0 over voted ballots, 0 overvotes, 745 undervotes), 364 registered voters, turnout 63.74%

Tom Yates	181	98.91%
Write-in	2	1.09%
Write-in	0	0.00%
Write-in	0	0.00%
Write-in	0	0.00%
Total	183	100.00%

Precinct Committeeperson, Precinct 05, Female, Democrat (DEM) (Vote for 2)

216 ballots (0 over voted ballots, 0 overvotes, 424 undervotes), 400 registered voters, turnout 54.00%

Write-in	7	87.50%
Write-in	1	12.50%
Total	8	100.00%

Precinct Committeeperson, Precinct 05, Male, Democrat (DEM) (Vote for 2)

216 ballots (0 over voted ballots, 0 overvotes, 426 undervotes), 400 registered voters, turnout 54.00%

Write-in	4	66.67%
Write-in	2	33.33%
Total	6	100.00%

Precinct Committeeperson, Precinct 05, Female, Republican (REP) (Vote for 2)

176 ballots (0 over voted ballots, 0 overvotes, 125 undervotes), 293 registered voters, turnout 60.07%

Risa Wonsyld	123	54.19%
Michon Mainwaring	104	45.81%
Write-in	0	0.00%
Write-in	0	0.00%
Total	227	100.00%

Precinct Committeeperson, Precinct 05, Male, Republican (REP) (Vote for 2)

176 ballots (0 over voted ballots, 0 overvotes, 232 undervotes), 293 registered voters, turnout 60.07%

Loran Ayles	117	97.50%
-------------	-----	--------

Hood River County Election Results by Precinct
May 15, 2018 - Primary Election
All Precincts, All Districts, All ScanStations, All Contests, All Boxes
Total Ballots Cast: 6072, Registered Voters: 14209, Overall Turnout: 42.73%

Page: 45 of 49
2018-06-01
12:46:14

Choice	Votes	Vote %
Write-in	3	2.50%
Write-in	0	0.00%
Total	120	100.00%

Precinct Committeeperson, Precinct 06, Female, Democrat (DEM) (Vote for 2)

240 ballots (0 over voted ballots, 0 overvotes, 307 undervotes), 404 registered voters, turnout 59.41%

Sarah Kellems	170	98.27%
Write-in	3	1.73%
Write-in	0	0.00%
Total	173	100.00%

Precinct Committeeperson, Precinct 06, Male, Democrat (DEM) (Vote for 2)

240 ballots (0 over voted ballots, 0 overvotes, 315 undervotes), 404 registered voters, turnout 59.41%

Guy Tauscher	165	100.00%
Write-in	0	0.00%
Write-in	0	0.00%
Total	165	100.00%

Precinct Committeeperson, Precinct 06, Female, Republican (REP) (Vote for 2)

136 ballots (0 over voted ballots, 0 overvotes, 268 undervotes), 243 registered voters, turnout 55.97%

Write-in	3	75.00%
Write-in	1	25.00%
Total	4	100.00%

Precinct Committeeperson, Precinct 06, Male, Republican (REP) (Vote for 2)

136 ballots (0 over voted ballots, 0 overvotes, 267 undervotes), 243 registered voters, turnout 55.97%

Write-in	4	80.00%
Write-in	1	20.00%
Total	5	100.00%

Precinct Committeeperson, Precinct 07, Female, Democrat (DEM) (Vote for 2)

143 ballots (0 over voted ballots, 0 overvotes, 195 undervotes), 287 registered voters, turnout 49.83%

D Joan Fowler	90	98.90%
Write-in	1	1.10%
Write-in	0	0.00%
Total	91	100.00%

Precinct Committeeperson, Precinct 07, Male, Democrat (DEM) (Vote for 2)

143 ballots (0 over voted ballots, 0 overvotes, 187 undervotes), 287 registered voters, turnout 49.83%

Mark S Reynolds	98	98.99%
Write-in	1	1.01%
Write-in	0	0.00%
Total	99	100.00%

Precinct Committeeperson, Precinct 07, Female, Republican (REP) (Vote for 2)

103 ballots (0 over voted ballots, 0 overvotes, 204 undervotes), 185 registered voters, turnout 55.68%

Write-in	2	100.00%
Write-in	0	0.00%
Total	2	100.00%

Precinct Committeeperson, Precinct 07, Male, Republican (REP) (Vote for 2)

103 ballots (0 over voted ballots, 0 overvotes, 204 undervotes), 185 registered voters, turnout 55.68%

Write-in	2	100.00%
Write-in	0	0.00%
Total	2	100.00%

Precinct Committeeperson, Precinct 08, Female, Democrat (DEM) (Vote for 1)

116 ballots (0 over voted ballots, 0 overvotes, 40 blank voted), 231 registered voters, turnout 50.22%

Feliza Greenwald	76	100.00%
Write-in	0	0.00%

Hood River County Election Results by Precinct
May 15, 2018 - Primary Election
All Precincts, All Districts, All ScanStations, All Contests, All Boxes
Total Ballots Cast: 6072, Registered Voters: 14209, Overall Turnout: 42.73%

Page: 46 of 49
2018-06-01
12:46:14

Choice	Votes	Vote %
Total	76	100.00%

Precinct Committeeperson, Precinct 08, Male, Democrat (DEM) (Vote for 1)

116 ballots (0 over voted ballots, 0 overvotes, 45 blank voted), 231 registered voters, turnout 50.22%

Lee Greenwald	71	100.00%
Write-in	0	0.00%
Total	71	100.00%

Precinct Committeeperson, Precinct 08, Female, Republican (REP) (Vote for 1)

116 ballots (0 over voted ballots, 0 overvotes, 114 blank voted), 172 registered voters, turnout 67.44%

Write-in	2	100.00%
Total	2	100.00%

Precinct Committeeperson, Precinct 08, Male, Republican (REP) (Vote for 1)

116 ballots (0 over voted ballots, 0 overvotes, 112 blank voted), 172 registered voters, turnout 67.44%

Write-in	4	100.00%
Total	4	100.00%

Precinct Committeeperson, Precinct 09, Female, Democrat (DEM) (Vote for 1)

35 ballots (0 over voted ballots, 0 overvotes, 35 blank voted), 77 registered voters, turnout 45.45%

Write-in	0	0.00%
Total	0	0.00%

Precinct Committeeperson, Precinct 09, Male, Democrat (DEM) (Vote for 1)

35 ballots (0 over voted ballots, 0 overvotes, 15 blank voted), 77 registered voters, turnout 45.45%

Paul Zastrow	20	100.00%
Write-in	0	0.00%
Total	20	100.00%

Precinct Committeeperson, Precinct 09, Female, Republican (REP) (Vote for 1)

36 ballots (0 over voted ballots, 0 overvotes, 34 blank voted), 66 registered voters, turnout 54.55%

Write-in	2	100.00%
Total	2	100.00%

Precinct Committeeperson, Precinct 09, Male, Republican (REP) (Vote for 1)

36 ballots (0 over voted ballots, 0 overvotes, 34 blank voted), 66 registered voters, turnout 54.55%

Write-in	2	100.00%
Total	2	100.00%

Precinct Committeeperson, Precinct 10, Female, Democrat (DEM) (Vote for 2)

189 ballots (0 over voted ballots, 0 overvotes, 189 undervotes), 322 registered voters, turnout 58.70%

Jessica L Berty	97	51.32%
Sharon Guidera	91	48.15%
Write-in	1	0.53%
Write-in	0	0.00%
Total	189	100.00%

Precinct Committeeperson, Precinct 10, Male, Democrat (DEM) (Vote for 2)

189 ballots (0 over voted ballots, 0 overvotes, 273 undervotes), 322 registered voters, turnout 58.70%

Ldee Lorengel	93	88.57%
Write-in	10	9.52%
Write-in	2	1.90%
Total	105	100.00%

Precinct Committeeperson, Precinct 10, Female, Republican (REP) (Vote for 2)

129 ballots (0 over voted ballots, 0 overvotes, 255 undervotes), 228 registered voters, turnout 56.58%

Write-in	3	100.00%
Write-in	0	0.00%

Hood River County Election Results by Precinct
May 15, 2018 - Primary Election
All Precincts, All Districts, All ScanStations, All Contests, All Boxes
Total Ballots Cast: 6072, Registered Voters: 14209, Overall Turnout: 42.73%

Page: 47 of 49
2018-06-01
12:46:14

Choice	Votes	Vote %
Total	3	100.00%

Precinct Committeeperson, Precinct 10, Male, Republican (REP) (Vote for 2)

129 ballots (0 over voted ballots, 0 overvotes, 252 undervotes), 228 registered voters, turnout 56.58%

Write-in	6	100.00%
Write-in	0	0.00%
Total	6	100.00%

Precinct Committeeperson, Precinct 11, Female, Democrat (DEM) (Vote for 2)

193 ballots (0 over voted ballots, 0 overvotes, 194 undervotes), 370 registered voters, turnout 52.16%

Martha R Verduzco	99	51.56%
Tracie Hornung	93	48.44%
Write-in	0	0.00%
Write-in	0	0.00%
Total	192	100.00%

Precinct Committeeperson, Precinct 11, Male, Democrat (DEM) (Vote for 2)

193 ballots (0 over voted ballots, 0 overvotes, 365 undervotes), 370 registered voters, turnout 52.16%

Write-in	15	71.43%
Write-in	6	28.57%
Total	21	100.00%

Precinct Committeeperson, Precinct 11, Female, Republican (REP) (Vote for 2)

150 ballots (0 over voted ballots, 0 overvotes, 299 undervotes), 254 registered voters, turnout 59.06%

Write-in	1	100.00%
Write-in	0	0.00%
Total	1	100.00%

Precinct Committeeperson, Precinct 11, Male, Republican (REP) (Vote for 2)

150 ballots (0 over voted ballots, 0 overvotes, 294 undervotes), 254 registered voters, turnout 59.06%

Write-in	6	100.00%
Write-in	0	0.00%
Total	6	100.00%

Precinct Committeeperson, Precinct 12, Female, Democrat (DEM) (Vote for 2)

107 ballots (0 over voted ballots, 0 overvotes, 142 undervotes), 250 registered voters, turnout 42.80%

Patricia L Verduzco	69	95.83%
Write-in	3	4.17%
Write-in	0	0.00%
Total	72	100.00%

Precinct Committeeperson, Precinct 12, Male, Democrat (DEM) (Vote for 2)

107 ballots (0 over voted ballots, 0 overvotes, 146 undervotes), 250 registered voters, turnout 42.80%

Samuel Murillo	64	94.12%
Write-in	4	5.88%
Write-in	0	0.00%
Total	68	100.00%

Precinct Committeeperson, Precinct 12, Female, Republican (REP) (Vote for 2)

97 ballots (0 over voted ballots, 0 overvotes, 193 undervotes), 176 registered voters, turnout 55.11%

Write-in	1	100.00%
Write-in	0	0.00%
Total	1	100.00%

Precinct Committeeperson, Precinct 12, Male, Republican (REP) (Vote for 2)

97 ballots (0 over voted ballots, 0 overvotes, 194 undervotes), 176 registered voters, turnout 55.11%

Write-in	0	0.00%
Write-in	0	0.00%
Total	0	0.00%

Hood River County Election Results by Precinct
May 15, 2018 - Primary Election
All Precincts, All Districts, All ScanStations, All Contests, All Boxes
Total Ballots Cast: 6072, Registered Voters: 14209, Overall Turnout: 42.73%

Page: 48 of 49
2018-06-01
12:46:14

Choice	Votes	Vote %
Precinct Committeeperson, Precinct 13, Female, Democrat (DEM) (Vote for 2)		
151 ballots (0 over voted ballots, 0 overvotes, 298 undervotes), 425 registered voters, turnout 35.53%		
Write-in	4	100.00%
Write-in	0	0.00%
Total	4	100.00%

Precinct Committeeperson, Precinct 13, Male, Democrat (DEM) (Vote for 2)		
151 ballots (0 over voted ballots, 0 overvotes, 217 undervotes), 425 registered voters, turnout 35.53%		
Daniel Vazquez	85	100.00%
Write-in	0	0.00%
Write-in	0	0.00%
Total	85	100.00%

Precinct Committeeperson, Precinct 13, Female, Republican (REP) (Vote for 2)		
132 ballots (0 over voted ballots, 0 overvotes, 176 undervotes), 255 registered voters, turnout 51.76%		
Keely Kopetz	85	96.59%
Write-in	2	2.27%
Write-in	1	1.14%
Total	88	100.00%

Precinct Committeeperson, Precinct 13, Male, Republican (REP) (Vote for 2)		
132 ballots (0 over voted ballots, 0 overvotes, 256 undervotes), 255 registered voters, turnout 51.76%		
Write-in	6	75.00%
Write-in	2	25.00%
Total	8	100.00%

Commissioner of the Bureau of Labor and Industries (Vote for 1)		
6072 ballots (1 over voted ballots, 1 overvotes, 1786 blank voted), 14209 registered voters, turnout 42.73%		
Lou Ogden	1355	31.62%
Val Hoyle	2464	57.50%
Jack Howard	448	10.46%
Write-in	18	0.42%
Total	4285	100.00%

Judge of the Supreme Court, Position 3 (Vote for 1)		
6072 ballots (4 over voted ballots, 4 overvotes, 1720 blank voted), 14209 registered voters, turnout 42.73%		
Van Pounds	835	19.20%
Meagan A Flynn	3509	80.70%
Write-in	4	0.09%
Total	4348	100.00%

Judge of the Supreme Court, Position 2 (Vote for 1)		
6072 ballots (0 over voted ballots, 0 overvotes, 2499 blank voted), 14209 registered voters, turnout 42.73%		
Rebecca Duncan	3547	99.27%
Write-in	26	0.73%
Total	3573	100.00%

Judge of the Court of Appeals, Position 10 (Vote for 1)		
6072 ballots (0 over voted ballots, 0 overvotes, 2082 blank voted), 14209 registered voters, turnout 42.73%		
Rex Armstrong	2593	64.99%
Kyle L Krohn	1381	34.61%
Write-in	16	0.40%
Total	3990	100.00%

Judge of the Court of Appeals, Position 6 (Vote for 1)		
6072 ballots (0 over voted ballots, 0 overvotes, 2736 blank voted), 14209 registered voters, turnout 42.73%		
James (Jim) C Egan	3312	99.28%
Write-in	24	0.72%
Total	3336	100.00%

Hood River County Election Results by Precinct
May 15, 2018 - Primary Election
All Precincts, All Districts, All ScanStations, All Contests, All Boxes
Total Ballots Cast: 6072, Registered Voters: 14209, Overall Turnout: 42.73%

Page: 49 of 49
2018-06-01
12:46:14

Choice	Votes	Vote %
Judge of the Court of Appeals, Position 9 (Vote for 1)		
6072 ballots (0 over voted ballots, 0 overvotes, 2783 blank voted), 14209 registered voters, turnout 42.73%		
Erika Hadlock	3264	99.24%
Write-in	25	0.76%
Total	3289	100.00%
Judge of the Circuit Court, 7th District, Position 1 (Vote for 1)		
6072 ballots (0 over voted ballots, 0 overvotes, 2661 blank voted), 14209 registered voters, turnout 42.73%		
John A Olson	3386	99.27%
Write-in	25	0.73%
Total	3411	100.00%
County Commissioner Chair (Vote for 1)		
6072 ballots (0 over voted ballots, 0 overvotes, 817 blank voted), 14209 registered voters, turnout 42.73%		
Mike Oates	3527	67.12%
Rich McBride	1708	32.50%
Write-in	20	0.38%
Total	5255	100.00%
County Commissioner District 1 (Vote for 1)		
1964 ballots (0 over voted ballots, 0 overvotes, 818 blank voted), 4357 registered voters, turnout 45.08%		
Karen Joplin	1114	97.21%
Write-in	32	2.79%
Total	1146	100.00%
County Commissioner District 3 (Vote for 1)		
1289 ballots (0 over voted ballots, 0 overvotes, 439 blank voted), 3220 registered voters, turnout 40.03%		
Bob Benton	822	96.71%
Write-in	28	3.29%
Total	850	100.00%
Measure 14-51 School Local Option (Vote for 1)		
6072 ballots (1 over voted ballots, 1 overvotes, 403 blank voted), 14209 registered voters, turnout 42.73%		
Yes	4194	73.99%
No	1474	26.01%
Total	5668	100.00%

Hood River County
May 15th, 2018 Primary Election
Contest: Governor (IND)
Write-Ins

Candidate	Precinct Breakdown													Total
	01	02	03	04	05	06	07	08	09	10	11	12	13	
Unassigned	0	0	0	0	1	0	0	0	0	0	0	0	0	1
Candace Neville	1	0	0	1	1	0	0	0	0	1	0	0	0	4
Ed Jones	0	1	0	0	0	0	0	0	0	0	0	0	0	1
Greg Wooldridge	1	0	0	1	0	1	0	1	0	1	1	2	0	8
Jeff Smith	0	1	0	1	0	0	0	0	0	0	0	0	0	2
John Gontle	0	0	0	0	1	0	0	0	0	0	0	0	0	1
Kate Brown	8	10	0	5	4	6	1	1	1	1	3	1	0	41
Knute Buehler	1	2	1	7	3	4	1	6	3	2	1	1	1	33
Lou Ogden	0	0	0	0	0	0	0	0	0	0	0	1	0	1
Sam Carpenter	1	3	0	1	1	0	2	0	1	1	0	2	0	12
Total Write-Ins	12	17	1	16	11	11	4	8	5	6	5	7	1	104

I certify the votes recorded on this abstract correctly summarize the tally of votes

Signature of Clerk

 Brian Beebe, Director Records and Assessment

Date of Abstract
 06/04/2018

Hood River County
May 15, 2018, Primary Election
Contest: State Representative, 52nd District (IND)
Write-Ins

Candidate	Precinct Breakdown													Total
	01	02	03	04	05	06	07	08	09	10	11	12	13	
Anna Williams	5	7	0	8	3	5	1	3	3	4	2	1	1	43
Aurora del Val	0	2	0	0	1	1	0	0	0	0	0	0	0	4
Greg Walden	0	0	0	1	0	0	0	0	0	1	0	1	0	3
Jason Harris	0	0	0	0	0	0	0	1	0	0	0	0	0	1
Jeff Helfrich	3	4	0	5	6	1	3	7	1	1	2	5	0	38
John Verbeek	0	0	1	0	0	0	0	0	0	0	0	0	0	1
Kim Dunn	0	0	0	0	0	0	0	0	1	0	0	0	0	1
Pat Paulson	0	0	0	0	0	0	0	0	0	0	0	1	0	1
Sallie Foley	0	0	0	0	0	0	0	0	0	0	1	0	0	1
Total Write-Ins	8	13	1	14	10	7	4	11	5	6	5	8	1	93

I certify the votes recorded on this
abstract correctly summarize the tally of
votes

Signature of Clerk



Brian Beebe, Director Records and Assessment

Date of Abstract

06/04/2018

Hood River County
May 15th, 2018 Primary Election
Contest: State Senator, 26th District (IND)
Write-Ins

Candidate	Precinct Breakdown													Total
	01	02	03	04	05	06	07	08	09	10	11	12	13	
Chrissy Reitz	4	8	0	14	6	6	1	2	1	2	3	0	1	48
Chuck Thomsen	4	5	1	9	5	4	3	11	3	4	5	1	1	56
Greg Walden	0	0	0	0	0	0	0	0	0	0	0	1	0	1
Kim Dunn	0	0	0	0	0	0	0	0	1	0	0	0	0	1
Pat Paulson	0	0	0	0	0	0	0	0	0	0	0	1	0	1
Robert Schwartz	0	0	1	0	0	0	0	0	0	0	0	0	0	1
Ron Wyden	0	0	0	0	0	0	0	0	0	0	1	0	0	1
Shannon Senza	0	1	0	0	0	0	0	0	0	0	0	0	0	1
Total Write-Ins	8	14	2	23	11	10	4	13	5	6	9	3	2	110

I certify the votes recorded on this
abstract correctly summarize the tally of
votes

Signature of Clerk



Brian Beebe, Director Records and Assessment

DATE OF ABSTRACT
06/04/2018

STATE OF OREGON

[illegible]

**I certify the votes recorded on this abstract correctly
summarize the tally of votes
cast at the election indicated.**


Signature of Clerk


Brian Beebe, Director Records and Assessment

DATE OF ABSTRACT

06/04/2018


SED Form No. 155	STATE OF OREGON ABSTRACT OF VOTES FOR GENERAL, PRIMARY AND SPECIAL ELECTIONS		
OFFICE OR MEASURE Democratic Precinct Committeeperson Precinct 03	Separate sheets for Democratic, Republican, Nonpartisan, other candidates. Separate Sheets for 2. National committeeperson 5. U. S. Senator & Congressperson 8. State Senators 1. President 3. Delegates at Large 6. State Offices 9. State Representatives Vice-President 4. Delegates - Districts 7. Judicial Offices 10. Others		
HOOD RIVER COUNTY			
Primary Election May 15, 2018			
CANDIDATE OR MEASURE	03	NAME OR NUMBER OF PRECINCT Eligibility comments for write-in candidates	TOTAL
Female (Elect 2)			
Bridget Bailey	126		126
Write-in (listed below)	4		4
Totals	130		130
Overvotes	0		0
Undervotes	296		296
Ben Flake	1		1
Margaret Dane	1		1
Martha Verduzco	1		1
Mary Payne	1		1
Totals	4		4
Male (Elect 1)			
No Declared Candidates	0		0
Write-in (listed below)	6		6
Totals	6		6
Overvotes	0		0
Undervotes	419		419
David Michalek	1		1
Jack Murphy	1		1
Jeremy Tate	1		1
Rick Larson	1		1
Sandy Bushberg	1		1
Steve Inman	1		1
Miscellaneous	1		7
Totals	7		
I certify the votes recorded on this abstract correctly summarize the tally of votes cast at the election indicated.			
Signature of Clerk Brian Beebe, Director Records and Assessment		DATE OF ABSTRACT 06/04/2018	

I certify the votes recorded on this abstract correctly summarize the tally of votes cast at the election indicated.	Signature of Clerk		DATE OF ABSTRACT
	Brian Beebe, Director Records and Assessment		06/04/2018

I certify the votes recorded on this abstract correctly summarize the tally of votes cast at the election indicated.	Signature of Clerk		DATE OF ABSTRACT
	Brian Beebe, Director Records and Assessment		06/04/2018

SED Form No. 155	STATE OF OREGON ABSTRACT OF VOTES FOR GENERAL, PRIMARY AND SPECIAL ELECTIONS		
OFFICE OR MEASURE Democratic Precinct Committeeperson Precinct 05	Separate sheets for Democratic, Republican, Nonpartisan, other candidates. Separate Sheets for 2. National committeeperson 5. U. S. Senator & Congressperson 8. State Senators 1. President 3. Delegates at Large 6. State Offices 9. State Representatives Vice-President 4. Delegates - Districts 7. Judicial Offices 10. Others		
HOOD RIVER COUNTY			
Primary Election May 15, 2018	NAME OR NUMBER OF PRECINCT		
CANDIDATE OR MEASURE	05	Eligibility comments for write-in candidates	TOTAL
Female (Elect 2)			
No Candidate Filed	0		0
Write-in (listed below)	8		8
Totals	8		8
Overvotes	0		0
Undervotes	424		424
Write-ins			
Bonnie New	1		1
Jenny Bick	1		1
Kaldi Brent	1		1
Karen Joplin	1		1
Sarah Resnick	1		1
Sarah Starr	1		1
Victoria Oaks	1		1
Julio Verdazco	1		1
Totals	8		8
Male (Elect 2)			
No Declared Candidates	0		0
Write-in (listed below)	6		6
Totals	6		6
Overvotes	0		0
Undervotes	426		426
Write-ins			
Andrew McElderry	1		1
Jon Davies	1		1
Keaton Scott	1		1
Neil Brent	1		1
Rick Blaine	1		1
Julio Verduzco	1		1
Totals	6		6
I certify the votes recorded on this abstract correctly summarize the tally of votes cast at the election indicated.		Signature of Clerk Brian Beebe, Director Records and Assessment	DATE OF ABSTRACT 06/04/2018

SED Form No. 155	STATE OF OREGON ABSTRACT OF VOTES FOR GENERAL, PRIMARY AND SPECIAL ELECTIONS		
OFFICE OR MEASURE Democratic Precinct Committeeperson Precinct 06	Separate sheets for Democratic, Republican, Nonpartisan, other candidates. Separate Sheets for 2. National committeeperson 5. U. S. Senator & Congressperson 8. State Senators 1. President 3. Delegates at Large 6. State Offices 9. State Representatives Vice-President 4. Delegates - Districts 7. Judicial Offices 10. Others		
HOOD RIVER COUNTY			
Primary Election May 15, 2018	NAME OR NUMBER OF PRECINCT		
CANDIDATE OR MEASURE	06	Eligibility comments for write-in candidates	TOTAL
Female (Elect 2)			
Sarah Kellems	170		170
Write-in (listed below)	3		3
Totals	173		173
Overvotes	0		0
Undervotes	307		307
Write-ins			
Norma Cordry	1		1
Karen Joplin	1		1
Scott Cook	1		1
Totals	3		3
			0
			0
			0
Male (Elect 2)			
Guy Tauscher	165		165
Write-in (listed below)	0		0
Totals	165		165
Overvotes	0		0
Undervotes	315		315
Write-ins			

I certify the votes recorded on this abstract correctly summarize the tally of votes cast at the election indicated.	Signature of Clerk 	DATE OF ABSTRACT
	Brian Beebe, Director Records and Assessment	06/04/2018

ABSTRACT OF VOTES ON GENERAL, PRIMARY AND SPECIAL ELECTIONS

Separate sheets for Democratic, Republican, Nonpartisan, other candidates.			
Separate Sheets for	2. National committeeperson	5. U. S. Senator & Congressperson	8. State Senators
1. President	3. Delegates at Large	6. State Offices	9. State Representatives
Vice-President	4. Delegates - Districts	7. Judicial Offices	10. Others

[illegible][illegible][illegible]

--	--

--	--

[illegible]

--	--

[illegible]

--	--

--	--

Signature of Clerk  DATE OF ABSTRACT

Brian Beebe, Director Records and Assessment | 06/04/2018

DATE OF ABSTRACT

06/04/2018


ABSTRACT OF VOTES FOR GENERAL, PRIMARY AND SPECIAL ELECTIONS


OFFICE OR MEASURE		Separate sheets for Democratic, Republican, Nonpartisan, other candidates.			
Democratic Precinct Committeeperson Precinct 08		Separate Sheets for 2. National committeeperson 5. U. S. Senator & Congressperson 8. State Senators 1. President 3. Delegates at Large 6. State Offices 9. State Representatives Vice-President 4. Delegates - Districts 7. Judicial Offices 10. Others			
HOOD RIVER COUNTY					
Primary Election May 15, 2018		NAME OR NUMBER OF PRECINCT			
CANDIDATE OR MEASURE	08	Eligibility comments for write-in candidates			TOTAL
Female (Elect 1)					
Feliza Greenwald	76				76
Write-in (listed below)	0				0
Totals	76				76
Overvotes	0				0
Undervotes	40				40
Write-ins					
Male (Elect 1)					
Lee Greenwald	71				71
Write-in (listed below)	0				0
Totals	71				71
Overvotes	0				0
Undervotes	45				45
Write-ins					


I certify the votes recorded on this abstract correctly summarize the tally of votes cast at the election indicated.
Signature of Clerk
Brian Beebe, Director Records and Assessment
DATE OF ABSTRACT
06/04/2018


STATE OF OREGON
ABSTRACT OF VOTES FOR GENERAL, PRIMARY AND SPECIAL ELECTIONS


[illegible]

SED Form No. 155		STATE OF OREGON ABSTRACT OF VOTES FOR GENERAL, PRIMARY AND SPECIAL ELECTIONS	
OFFICE OR MEASURE Democratic Precinct Committeeperson Precinct 10		Separate sheets for Democratic, Republican, Nonpartisan, other candidates. Separate Sheets for 2. National committeeperson 5. U. S. Senator & Congressperson 8. State Senators 1. President 3. Delegates at Large 6. State Offices 9. State Representatives Vice-President 4. Delegates - Districts 7. Judicial Offices 10. Others	
HOOD RIVER COUNTY			
Primary Election May 15, 2018		NAME OR NUMBER OF PRECINCT	
CANDIDATE OR MEASURE	10	Eligibility comments for write-in candidates	TOTAL
Female (Elect 2)			
Jessica L. Berty	97		97
Sharon Guidera	91		91
Write-in (listed below)	1		1
Totals	189		189
Overvotes	0		0
Undervotes	189		189
Write-ins			
Izildinha Baptista	1		1
Totals	1		1
Male (Elect 2)			
Ldee Lorengel	93		93
Write-in (listed below)	12		12
Totals	105		105
Overvotes	0		0
Undervotes	273		273
Write-ins			
Brendan Smith	1		1
Carol Duddles	1		1
Joshua Clair	1		1
Kyle Krohn	2		2
Michael Byrne	2		2
Michael Mills	1		1
Rex Armstrong	2		2
Rob Guidera	1		1
Miscellaneous	1		1
Totals	12		12
I certify the votes recorded on this abstract correctly summarize the tally of votes cast at the election indicated.		Signature of Clerk  Brian Beebe, Director Records and Assessment	DATE OF ABSTRACT 06/04/2018

SED Form No. 155		STATE OF OREGON ABSTRACT OF VOTES FOR GENERAL, PRIMARY AND SPECIAL ELECTIONS		
OFFICE OR MEASURE Democratic Precinct Committeeperson Precinct 11		Separate sheets for Democratic, Republican, Nonpartisan, other candidates. Separate Sheets for 2. National committeeperson 5. U. S. Senator & Congressperson 8. State Senators 1. President 3. Delegates at Large 6. State Offices 9. State Representatives Vice-President 4. Delegates - Districts 7. Judicial Offices 10. Others		
HOOD RIVER COUNTY Primary Election May 15, 2018		NAME OR NUMBER OF PRECINCT		
CANDIDATE OR MEASURE	11	Eligibility comments for write-in candidates	TOTAL	
Female (Elect 2)				
Martha R Verduzco	99		99	
Tracie Hornung	93		93	
Write-in (listed below)	0		0	
Totals	192		192	
Overvotes	0		0	
Undervotes	194		194	
Write-ins				
Male (Elect 2)				
No Candidate Filed	0		0	
Write-in (listed below)	21		21	
Totals	21		21	
Overvotes	0		0	
Undervotes	365		365	
Write-ins				
Andrew Lara	2		2	
Brian Gray	1		1	
Brian Merz	2		2	
Dan Ropek	1		1	
Don Valentine	1		1	
Eric Cohn	1		1	
Ian Hunt	1		1	
Jeffery Lawrence	1		1	
Michael Bryne	5		5	
Noah Valentine	1		1	
Perry Flory	1		1	
Rick Blaine	2		2	
Robert Jackson	1		1	
Ted Kramer	1		1	
Totals	21		21	
I certify the votes recorded on this abstract correctly summarize the tally of votes cast at the election indicated.		Signature of Clerk  Brian Beebe, Director Records and Assessment		
		DATE OF ABSTRACT 06/04/2018		


SED Form No. 155		STATE OF OREGON ABSTRACT OF VOTES FOR GENERAL, PRIMARY AND SPECIAL ELECTIONS		
OFFICE OR MEASURE Democratic Precinct Committeeperson Precinct 12		Separate sheets for Democratic, Republican, Nonpartisan, other candidates. Separate Sheets for 2. National committeeperson 5. U. S. Senator & Congressperson 8. State Senators 1. President 3. Delegates at Large 6. State Offices 9. State Representatives Vice-President 4. Delegates - Districts 7. Judicial Offices 10. Others		
HOOD RIVER COUNTY				
Primary Election May 15, 2018		NAME OR NUMBER OF PRECINCT		
CANDIDATE OR MEASURE	12	Eligibility comments for write-in candidates		TOTAL
Female (Elect 2)				
Patricia L Verduzco	69			69
Write-in (listed below)	3			3
Totals	72			72
Overvotes	0			0
Undervotes	142			142
Write-ins				
Glenda Schey	1			1
Lilianna Meza	1			1
Miscellaneous	1			1
Totals	3			3
Male (Elect 2)				
Samuel Murillo	64			64
Write-in (listed below)	4			4
Totals	68			68
Overvotes	0			0
Undervotes	146			146
Write-ins				
Bob Walker	1			1
Paul Treichler	1			1
Philip Schey	1			1
Miscellaneous	1			1
Totals	3			3
I certify the votes recorded on this abstract correctly summarize the tally of votes cast at the election indicated.		Signature of Clerk  Brian Beebe, Director Records and Assessment		
		DATE OF ABSTRACT 06/04/2018		

SED Form No. 155		STATE OF OREGON ABSTRACT OF VOTES FOR GENERAL, PRIMARY AND SPECIAL ELECTIONS		
OFFICE OR MEASURE Republican Precinct Committeeperson Precinct 01		Separate sheets for Democratic, Republican, Nonpartisan, other candidates. Separate Sheets for 2. National committeeperson 5. U. S. Senator & Congressperson 8. State Senators 1. President 3. Delegates at Large 6. State Offices 9. State Representatives Vice-President 4. Delegates - Districts 7. Judicial Offices 10. Others		
HOOD RIVER COUNTY				
Primary Election May 15, 2018		NAME OR NUMBER OF PRECINCT		
CANDIDATE OR MEASURE	01	Eligibility comments for write-in candidates	TOTAL	
Female (Elect 3)				
Louise Reisner	78		78	
Charlene S Folkert	67		67	
Write-in	5		5	
Totals	150		150	
Overvotes	0		0	
Undervotes	291		291	
Write-ins				
Donna Davis	1		1	
Julie Brown	1		1	
June Halliday	1		1	
Shirley Nelson	1		1	
Tim Counihan	1		1	
Totals	5		5	
Male (Elect 3)				
Kenneth Ebi	85		85	
Write-in (listed below)	7		7	
Totals	92		92	
Overvotes	0		0	
Undervotes	349		349	
Write-ins				
Brian Hackett	1		1	
June Halliday	1		1	
Shannon Stevens	1		1	
James Brown	1		1	
Mike Beatie	1		1	
Bill Davis	1		1	
Tom Yates	1		1	
Totals	7		7	
I certify the votes recorded on this abstract correctly summarize the tally of votes cast at the election indicated.		Signature of Clerk  Brian Beebe, Director Records and Assessment		
		DATE OF ABSTRACT 06/04/2018		

SED Form No. 155		STATE OF OREGON ABSTRACT OF VOTES FOR GENERAL, PRIMARY AND SPECIAL ELECTIONS		
OFFICE OR MEASURE Republican Precinct Committeeperson Precinct 02		Separate sheets for Democratic, Republican, Nonpartisan, other candidates. Separate Sheets for 2. National committeeperson 5. U. S. Senator & Congressperson 8. State Senators 1. President 3. Delegates at Large 6. State Offices 9. State Representatives Vice-President 4. Delegates - Districts 7. Judicial Offices 10. Others		
HOOD RIVER COUNTY				
Primary Election May 15, 2018		NAME OR NUMBER OF PRECINCT		
CANDIDATE OR MEASURE	02	Eligibility comments for write-in candidates	TOTAL	
Female (Elect 4)				
No candidate Filed	0		0	
Write-in (listed below)	10		10	
Totals	10		10	
Overvotes	0		0	
Undervotes	918		918	
Write-in				
Ashlyn Williams	1		1	
Dana Dethman	1		1	
Danny Viest	1		1	
Julia Gonzales	1		1	
Leticia Abbott	1		1	
Manessah Baumgarden	2		2	
Mary Haspins	1		1	
Patricia Monahan	1		1	
Sasha Meyers	1		1	
Totals	10		10	
Male (Elect 4)				
Donald Rose	111		111	
Write-in (listed below)	7		7	
Totals	118		118	
Overvotes	0		0	
Undervotes	673		673	
Write-in				
Alma Salguero	1		1	
Daniel Madden	1		1	
James Williams II	1		1	
Mitchell Hosford	1		1	
Tiffany Goldstrand	1		1	
William Byrne	1		1	
William Payne	1		1	
Totals	7		7	
I certify the votes recorded on this abstract correctly summarize the tally of votes cast at the election indicated.		Signature of Clerk  Brian Beebe, Director Records and Assessment		
		DATE OF ABSTRACT 06/04/2018		

SED Form No. 155		STATE OF OREGON ABSTRACT OF VOTES FOR GENERAL, PRIMARY AND SPECIAL ELECTIONS		
OFFICE OR MEASURE Republican Precinct Committeeperson Precinct 04		Separate sheets for Democratic, Republican, Nonpartisan, other candidates. Separate Sheets for 2. National committeeperson 5. U. S. Senator & Congressperson 8. State Senators 1. President 3. Delegates at Large 6. State Offices 9. State Representatives Vice-President 4. Delegates - Districts 7. Judicial Offices 10. Others		
HOOD RIVER COUNTY Primary Election May 15, 2018		NAME OR NUMBER OF PRECINCT		
CANDIDATE OR MEASURE	04	Eligibility comments for write-in candidates	TOTAL	
Female (elec 4)				
Kris Wilhelm	161		161	
Write-in (listed below)	1		1	
Totals	162		162	
Overvotes	0		0	
Undervotes	766		766	
Write-in				
Agi Bofferding	1		1	
Totals	1		1	
Male (elec 4)				
Tom Yates	181		181	
Write-in (listed below)	2		2	
Totals	183		183	
Overvotes	0		0	
Undervotes	745		745	
Write-ins				
Fred Duckwall	1		1	
Todd Bofferding	1		1	
Totals	2		2	


I certify the votes recorded on this abstract correctly summarize the tally of votes cast at the election indicated.

Signature of Clerk

 Brian Beebe, Director Records and Assessment

DATE OF ABSTRACT
06/04/2018

SED Form No. 155		STATE OF OREGON ABSTRACT OF VOTES FOR GENERAL, PRIMARY AND SPECIAL ELECTIONS		
OFFICE OR MEASURE Republican Precinct Committeeperson Precinct 05 HOOD RIVER COUNTY Primary Election May 15, 2018		Separate sheets for Democratic, Republican, Nonpartisan, other candidates. Separate Sheets for 1. President Vice-President 2. National committeeperson 3. Delegates at Large 4. Delegates - Districts 5. U. S. Senator & Congressperson 6. State Offices 7. Judicial Offices 8. State Senators 9. State Representatives 10. Others		
NAME OR NUMBER OF PRECINCT				
CANDIDATE OR MEASURE	05	Eligibility comments for write-in candidates	TOTAL	
Female (Elect 2)				
Risa Wonsyld	123		123	
Michon Mainwaring	104		104	
Write-in (listed below)	0		0	
Totals	227		227	
Overvotes	0		0	
Undervotes	125		125	
Write-ins				
Male (Elect 2)				
Loran Ayles	117		117	
Write-in (listed below)	3		3	
Totals	120		120	
Overvotes	0		0	
Undervotes	232		232	
Write-ins				
Ben Halseth	1		1	
Patrick Tomlin	1		1	
not legible & others	2		2	
Totals	4		4	

I certify the votes recorded on this abstract correctly summarize the tally of votes cast at the election indicated.

Signature of Clerk

 Brian Beebe, Director Records and Assessment

DATE OF ABSTRACT
 06/04/2018

SED Form No. 155		STATE OF OREGON ABSTRACT OF VOTES FOR GENERAL, PRIMARY AND SPECIAL ELECTIONS	
OFFICE OR MEASURE Republican Precinct Committeeperson Precinct 08		Separate sheets for Democratic, Republican, Nonpartisan, other candidates. Separate Sheets for 1. President Vice-President 2. National committeeperson 3. Delegates at Large 4. Delegates - Districts 5. U. S. Senator & Congressperson 6. State Offices 7. Judicial Offices 8. State Senators 9. State Representatives 10. Others	
HOOD RIVER COUNTY Primary Election May 15, 2018		NAME OR NUMBER OF PRECINCT	
CANDIDATE OR MEASURE	08	Eligibility comments for write-in candidates	TOTAL
Female (Elect 1)			
No Candidate Filed	0		0
Write-in (listed below)	2		2
Totals	2		2
Overvotes	0		0
Undervotes	114		114
Write-in			
Sandra Herring	1		1
not legible & others	1		1
Totals	2		2
Male (Elect 1)			
No Candidate Filed	0		0
Write-in (listed below)	4		4
Totals	4		4
Overvotes	0		0
Undervotes	112		112
Write-in			
Chuck Thomsen	1		1
Jon Laraway	1		1
Vic Herring	2		2
Totals	4		4
I certify the votes recorded on this abstract correctly summarize the tally of votes cast at the election indicated.		Signature of Clerk Brian Beebe, Director Records and Assessment	
		DATE OF ABSTRACT 06/04/2018	

SED Form No. 155		STATE OF OREGON ABSTRACT OF VOTES FOR GENERAL, PRIMARY AND SPECIAL ELECTIONS		
OFFICE OR MEASURE Republican Precinct Committeeperson Precinct 09		Separate sheets for Democratic, Republican, Nonpartisan, other candidates. Separate Sheets for 2. National committeeperson 5. U. S. Senator & Congressperson 8. State Senators 1. President 3. Delegates at Large 6. State Offices 9. State Representatives Vice-President 4. Delegates - Districts 7. Judicial Offices 10. Others		
HOOD RIVER COUNTY Primary Election May 15, 2018		NAME OR NUMBER OF PRECINCT		
CANDIDATE OR MEASURE	09	Eligibility comments for write-in candidates		TOTAL
Female (Elect 1)				
No Declared Candidates	0			0
Write-in (listed below)	2			2
Totals	2			2
Overvotes	0			0
Undervotes	34			34
Write-in				
not legible & others	1			1
Stormi Rhodes	1			1
Totals	2			2
Male (Elect 1)				
No Declared Candidates	0			
Write-in (listed below)	2			2
Totals	2			2
Overvotes	0			0
Undervotes	34			34
Write-in				
Bob Rhodes	1			1
not legible & others	1			1
Totals	2			2
I certify the votes recorded on this abstract correctly summarize the tally of votes cast at the election indicated.		Signature of Clerk Brian Beebe, Director Records and Assessment		DATE OF ABSTRACT 06/04/2018

SED Form
No. 155

STATE OF OREGON
ABSTRACT OF VOTES FOR GENERAL, PRIMARY AND SPECIAL ELECTIONS

OFFICE OR MEASURE	Separate sheets for Democratic, Republican, Nonpartisan, other candidates.		
Republican	Separate Sheets for		
Precinct Committeeperson	1. President	2. National committeeperson	5. U. S. Senator & Congressperson
Precinct 10	Vice-President	3. Delegates at Large	6. State Offices
		4. Delegates - Districts	7. Judicial Offices
			8. State Senators
			9. State Representatives
			10. Others
HOOD RIVER COUNTY			
Primary Election			
May 15, 2018			
NAME OR NUMBER OF PRECINCT			
CANDIDATE OR MEASURE	10	Eligibility comments for write-in candidates	TOTAL
Female (Elect 2)			
No Declared Candidates	0		0
Write-in (listed below)	3		3
Totals	3		3
Overvotes	0		0
Undervotes	255		255
Write-in			
Joyce Weseman	2		2
not legible & others	1		1
Totals	3		3
Male (Elect 2)			
No Declared Candidates	0		0
Write-in (listed below)	6		6
Totals	6		6
Overvotes	0		0
Undervotes	252		252
Write-in			
Adam Webber	1		1
Joshua Clair	2		2
Kevin McNerney	2		2
not legible & others	1		1
Totals	6		6

I certify the votes recorded on this abstract correctly
summarize the tally of votes
cast at the election indicated.

Signature of Clerk
Brian Beebe, Director Records and Assessment

DATE OF ABSTRACT
06/04/2018

STATE OF OREGON
ABSTRACT OF VOTES FOR GENERAL, PRIMARY AND SPECIAL ELECTIONS

OFFICE OR MEASURE
Republican
Precinct Committeeperson
Precinct 12

Separate sheets for Democratic, Republican, Nonpartisan, other candidates.			
Separate Sheets for	2. National committeeperson	5. U. S. Senator & Congressperson	8. State Senators
1. President	3. Delegates at Large	6. State Offices	9. State Representatives
Vice-President	4. Delegates - Districts	7. Judicial Offices	10. Others

HOOD RIVER COUNTY

**Primary Election
May 15, 2018**

NAME OR NUMBER OF PRECINCT

CANDIDATE OR MEASURE

12

Eligibility comments for write-in candidates

TOTAL	
-------	--

Female (Elect 1)

No Candidate Filed

0

Write-in (listed below)

1

Totals

1

Overvotes

0

Undervotes

193

Write-in

Tiffany Proit

1

not legible & others

0

Totals

1

Male (Elect 1)

No Candidate Filed

0

Write-in (listed below)

0

Totals

0

Overvotes

0

Undervotes

194

Write-in

I certify the votes recorded on this abstract correctly summarize the tally of votes cast at the election indicated.

Signature of Clerk


Brian Beebe, Director Records and Assessment

DATE OF ABSTRACT

06/04/2018

SED Form No. 155		STATE OF OREGON ABSTRACT OF VOTES FOR GENERAL, PRIMARY AND SPECIAL ELECTIONS		
OFFICE OR MEASURE Republican Precinct Committeeperson Precinct 13		Separate sheets for Democratic, Republican, Nonpartisan, other candidates. Separate Sheets for 2. National committeeperson 5. U. S. Senator & Congressperson 8. State Senators 1. President 3. Delegates at Large 6. State Offices 9. State Representatives Vice-President 4. Delegates - Districts 7. Judicial Offices 10. Others		
HOOD RIVER COUNTY Primary Election May 15, 2018		NAME OR NUMBER OF PRECINCT		
CANDIDATE OR MEASURE	13	Eligibility comments for write-in candidates	TOTAL	
Female (Elect 2)				
Keely Kopetz	85		85	
Write-in (listed below)	3		3	
Totals	88		88	
Overvotes	0		0	
Undervotes	176		176	
Write-in				
Hannah Settie	1		1	
Katherin Kahler	1		1	
Tricia Stevens	1		1	
Totals	3		3	
Male (Elect 2)				
No Candidate Filed	0		0	
Write-in	8		8	
Totals	8		8	
Overvotes	0		0	
Undervotes	256		256	
Write-in				
Alan Bailey	1		1	
Antonio Pable Govea	1		1	
Chad Muenzer	1		1	
John Smith	1		1	
Richard Kahler	1		1	
Tom Yates	1		1	
Wayne Settre	1		1	
not legible & others	1		1	
Totals	8		8	

I certify the votes recorded on this abstract correctly summarize the tally of votes cast at the election indicated.

Signature of Clerk

 Brian Beebe, Director Records and Assessment

DATE OF ABSTRACT
06/04/2018

Separate sheets for Democratic, Republican, Nonpartisan, other candidates.			
Separate Sheets for	2. National committeeperson	5. U. S. Senator & Congressperson	8. State Senators
1. President	3. Delegates at Large	6. State Offices	9. State Representatives
Vice-President	4. Delegates - Districts	7. Judicial Offices	10. Others

NAME OR NUMBER OF PRECINCT

Eligibility comments for write-in candidates

	TOTAL
--	-------

1	2	3	4	5	6	7	8	9	10	11	12	13	
593	694	276	702	294	330	194	202	68	240	270	124	207	4194
112	176	54	201	149	122	90	65	18	124	138	119	106	1474
705	870	330	903	443	452	284	267	86	364	408	243	313	5668
1	0	0	0	0	0	0	0	0	0	0	0	0	1
62	61	25	59	36	28	13	22	4	26	27	21	19	403

DATE OF ABSTRACT
06/04/2018